



Charlotte's Web



Vocabulary



How to use this powerpoint

- If Paper:
 - Distribute to students in digital format, OR use together in class with “4 Square” worksheet
 - Students fill out one 4 square paper for each vocabulary word assigned
 - Keep all 4 square papers in their interactive journals or other easy to access location.


- If Digital:
 - Students go into each slide and fill in the missing information
 - Students replace the “photo” icon with a picture from the internet that represents the vocabulary word.
 - Students replace the “sign” icon with a picture or video of his/herself signing the word.
 - Students email their completed powerpoint to the teacher, or teacher uses rubric to assess powerpoints on individual devices.

Chapter 9 Vocabulary

Sedentary

A sentence using the word

Picture



Sign



Synonyms

1. _____
2. _____ .
3. _____ .
4. _____ .