

# CHARLOTTE'S WEB

CONTENT AREA: Language Arts

Grade Level: \*4th Grade

*\*This lesson can be adapted for middle school and upper elementary.*

TEKS:

[Link](#)

# TABLE OF CONTENTS

TABLE OF CONTENTS	2
OBJECTIVES	5
INTRODUCTION	6
CHARLOTTE'S WEB CHAPTER 1	10
CHARLOTTE'S WEB CHAPTER 2	12
CHARLOTTE'S WEB CHAPTER 3	14
CHARLOTTE'S WEB CHAPTER 4	16
CHARLOTTE'S WEB CHAPTER 5	18
CHARLOTTE'S WEB CHAPTER 6	20
CHARLOTTE'S WEB CHAPTER 7	22
CHARLOTTE'S WEB CHAPTER 8	24
CHARLOTTE'S WEB CHAPTER 9	26
CHARLOTTE'S WEB CHAPTER 10	28
CHARLOTTE'S WEB CHAPTER 11	30
CHARLOTTE'S WEB CHAPTER 12	33
CHARLOTTE'S WEB CHAPTER 13	35
CHARLOTTE'S WEB CHAPTER 14	38
CHARLOTTE'S WEB CHAPTER 15	40
CHARLOTTE'S WEB CHAPTER 16	42
CHARLOTTE'S WEB CHAPTER 17	44
CHARLOTTE'S WEB CHAPTER 18	46
CHARLOTTE'S WEB CHAPTER 19	48
CHARLOTTE'S WEB CHAPTER 20	50
CHARLOTTE'S WEB CHAPTER 21	52
CHARLOTTE'S WEB CHAPTER 22	54

CHARLOTTE’S WEB TEKS	62
MEET YOUR STORYTELLER	63
SUPPORTING MATERIAL	65





# OBJECTIVES

**Objective 1:**

**Objective 2:**

**Objective 3:**

**Objective 4:**

**Objective 5:**

# INTRODUCTION

## Activity 1: Teaser Video



[https://youtu.be/Liop\\_tY4adE](https://youtu.be/Liop_tY4adE)

In this video, we learn the basics of the story, "Charlotte's Web" without going in depth into what happens. Students will use this video to get an idea of how the story will go, and it will hopefully provide just enough information to entice them to read the book.

Length of Video: 1:30

[Text Transcript](#)

## Activity 2: Character Video



<https://youtu.be/Sm-Rscn3GwU>

This video is intended to be used as a way to introduce the characters before students begin reading. It is to be used in conjunction with the worksheets entitled "Fern", "Charlotte", "Wilbur", and "Templeton". You can extend this further by having students complete a hand-drawn character worksheet in their journals or on a piece of paper.

Length of Video: 6:18

[Text Transcript](#)

# ACTIVITIES

## Activity 1: 4 Square Word Boxes



Description: Provides a template for students to use when building their vocabulary dictionary, or to use in conjunction with teacher-led discussion with the Vocabulary PowerPoints that are included with each chapter.

Time to Complete: Varies based on use by an individual student or by a whole class and based on use as a guided activity or as an independent activity.

## Activity 2: Characters Main Problem Chart

Description: This is a chart that students will use as they read the book to document


A template for the Characters Main Problem Chart, showing a table with character names in the first column and three empty columns for problem documentation.

	Character's Main Problem	Character's Main Problem	Character's Main Problem
Mr. Apple			
Mr. Apple			
Mr. Apple			
Mr. Apple			
Mr. Apple			
Mr. Apple			
Mr. Apple			
Mr. Apple			
Mr. Apple			
Mr. Apple			

characters and the problems they encounter throughout the book.

Time to Complete: Determined by the student as it is used as an ongoing activity throughout the unit.

### Activity 3: [Charlotte](#)




A character chart for Charlotte. It includes a name field at the top left, a 'Visualize' section with a box for drawing a picture of the character, a 'Physical Traits' box, a 'Personality Traits' box, a 'Other Impressions' box, and a bottom section asking 'Did this character overcome a problem in the story? How?'.

This is a character chart specific to Charlotte in which students will draw, write and consider who Charlotte is as a character.

Time to Complete: 20 minutes

Adapted from [myteacherpages.com](http://myteacherpages.com)

### Activity 4: [Fern](#)




A character chart for Fern. It includes a name field at the top left, a 'Visualize' section with a box for drawing a picture of the character, a 'Physical Traits' box, a 'Personality Traits' box, a 'Other Impressions' box, and a bottom section asking 'Did this character overcome a problem in the story? How?'.

This is a character chart specific to Fern in which students will draw, write and consider who Fern is as a character.

Time to Complete: 20 minutes

Adapted from [myteacherpages.com](http://myteacherpages.com)

## Activity 5: [Templeton](#)



A character chart template for Templeton. It includes a 'Name' field at the top left, a 'Visualize' section at the top right with a box for 'Draw a picture of the character', and two large boxes on the left for 'Physical Traits' and 'Personality Traits'. A 'Plot' section at the bottom right contains a box for 'Plot: How does the character overcome a problem in the story? How?'. A small URL 'http://www.myschoolhouse.org' is at the bottom left.

This is a character chart specific to Templeton in which students will draw, write and consider who Templeton is as a character.

Time to Complete: 20 minutes

Adapted from [myteacherpages.com](http://myteacherpages.com)

## Activity 6: [Wilbur](#)



A character chart template for Wilbur. It includes a 'Name' field at the top left, a 'Visualize' section at the top right with a box for 'Draw a picture of the character', and two large boxes on the left for 'Physical Traits' and 'Personality Traits'. A 'Plot' section at the bottom right contains a box for 'Plot: How does the character overcome a problem in the story? How?'. A small URL 'http://www.myschoolhouse.org' is at the bottom left.

This is a character chart specific to Wilbur in which students will draw, write and consider who Wilbur is as a character.

Time to Complete: 20 minutes

Adapted from [myteacherpages.com](http://myteacherpages.com)



# CHARLOTTE'S WEB

## CHAPTER 1

### Synopsis:

There was a new litter of pigs at the Arable's Farm. The smallest pig in the litter is called a runt. Mr. Arable was going to kill the runt with an ax but Fern stopped him. Mr. Arable brought the pig into the house and had Fern keep him in a box. Fern fed the pig from a baby bottle and named him Wilbur.

### Teaser Video



Introduces the chapter, but leaves a “cliff hanger” at the end to entice students to read the chapter independently.

**Length of Video:** :39

[Text Transcript](#)

<https://youtu.be/NsXDr5VWa9o>

### Discussion Video



Poses the question “If you see something happening in the world that you would like to change, what would you do? Give me some examples.”

**Length of Video:** 0:39

[Text Transcript](#)

<https://youtu.be/-PTdh-iso0I>

## EdPuzzle Video



You will be redirected to our CW Discussion (Chapter 1) Video on EDpuzzle.com. You will need to "assign" this video to one of your EDpuzzle classes in order to track student progress. Includes a copy of the Chapter 1 Discussion Question Video along with assessment questions.

## Worksheet: Chapter 1 Questions

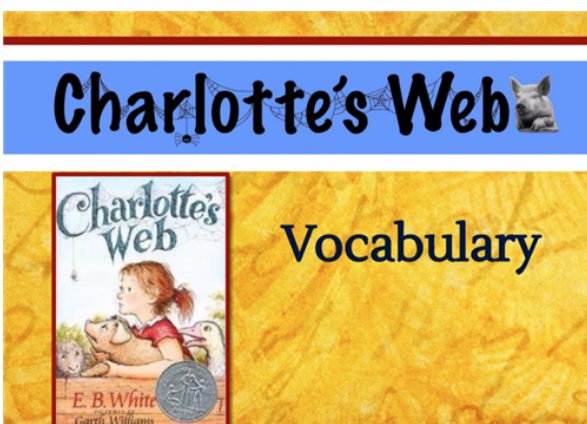


Provides comprehension questions to check for understanding post-reading and/or class discussion.

**Time To Complete:** 20 minutes, approximately

## PowerPoint: Chapter 1 Vocabulary

[in PDF](#)



Intended for use by individual students, but may be used for whole group instruction. It May also be used with the [4 Square Word Boxes Worksheet](#)

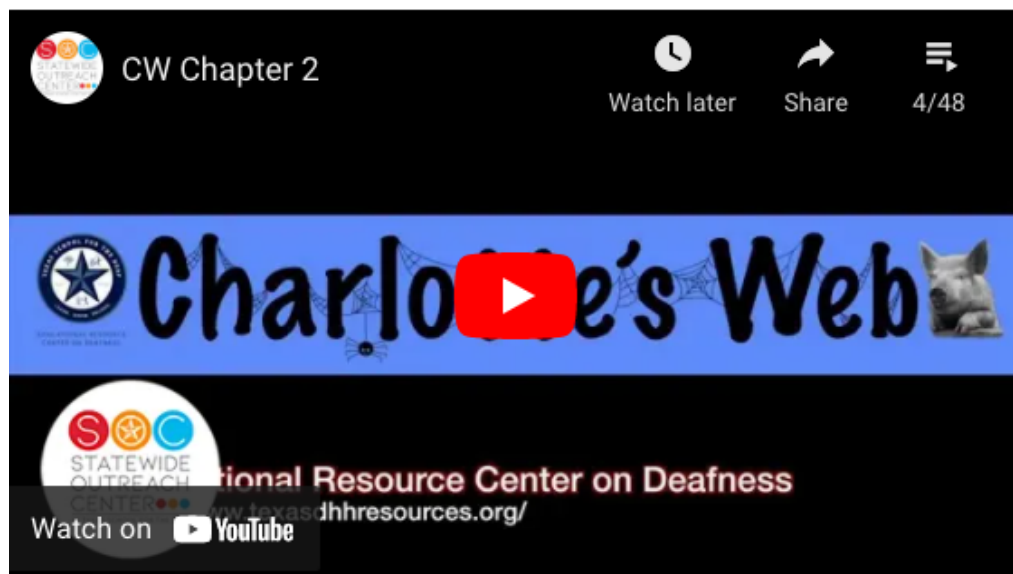
# CHARLOTTE'S WEB

## CHAPTER 2

### Synopsis:

Wilbur had to go outside and live under the apple tree. He burrowed in the straw to keep himself warm at night. Fern took good care of Wilbur and played with him every day. Mr. Arable sold Wilbur to Fern's Uncle, Homer Zuckerman for \$6. Wilbur went to live in Zuckerman's barn.

### Teaser Video:



Introduces the chapter, but leaves a "cliff hanger" at the end to entice students to desire to read the chapter independently.

Length of Video: 0:34

[Text Transcript](#)

[https://youtu.be/dGPSvORYylw?list=PLhbEjnwOPpyKGPp7z\\_2aCVNGbHbb1z02O](https://youtu.be/dGPSvORYylw?list=PLhbEjnwOPpyKGPp7z_2aCVNGbHbb1z02O)

### Discussion Video



Poses the question "Do you have any pets? What are the things you need to do in order to take care of a pet?"

**Length of Video:** 0:25

[Text Transcript](#)

<https://www.youtube.com/watch?v=Fzf2TnAotAk>



## EDpuzzle Video



You will be redirected to our CW Discussion (Chapter 2) Video on EDpuzzle.com.

You will need to "assign" this video to one of your EDpuzzle classes in order to track student progress. Includes a copy of the Chapter 2 Discussion Question Video along with assessment questions.

## Worksheet: Chapter 2 Questions

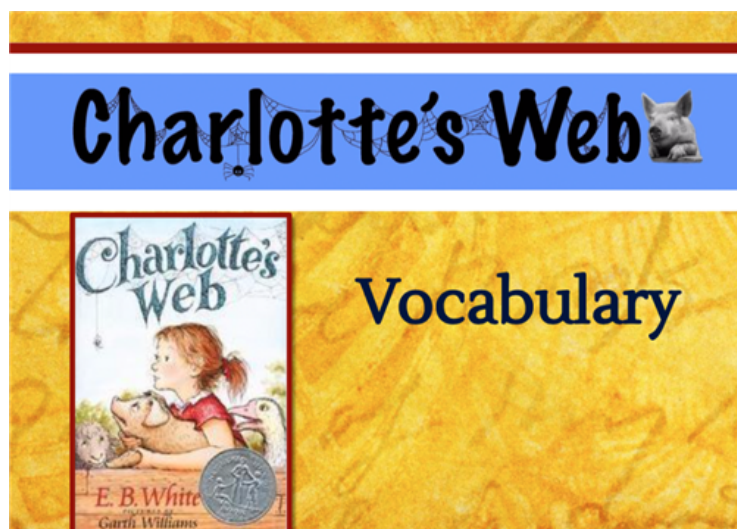


Provides comprehension questions to check for understanding post-reading and/or class discussion.

Time To Complete: 20 minutes, approximately

## PowerPoint: Chapter 2 Vocabulary

[in PDF](#) 



Intended for use by individual students, but may be used for whole group instruction.

It may also be used with the [4 Square Word Boxes Worksheet](#)

# CHARLOTTE'S WEB

## CHAPTER 3

### Synopsis

Fern came to Zuckerman's farm almost everyday to visit Wilbur. One day, Fern did not visit and Wilbur started to get bored. He started talking to the goose. Wilbur gets out through the fence and Lurvy starts to chase him. Wilbur comes back into the yard and the Zuckerman's decide that he will be a good pig.

### Teaser Video



Introduces the chapter, but leaves a “cliff hanger” at the end to entice students to desire to read the chapter independently.

Length of Video: 0:34

[Text Transcript](#)

<https://youtu.be/aH7FNNAz4G0>

### Discussion Video



Poses the question “How would you feel if you decided to try something new? Would you be brave, scared, nervous or excited? How would you feel?”

Length of Video: 0:25

[Text Transcript](#)

[https://youtu.be/t\\_Omx8DCcNE](https://youtu.be/t_Omx8DCcNE)

## EDpuzzle Video



You will be redirected to our CW Discussion Video on EDpuzzle.com.

You will need to "assign" this video to one of your EDpuzzle classes in order to track student progress.

Includes a copy of the Chapter Discussion Question Video along with assessment questions.

## Worksheet: Chapter 3 Questions



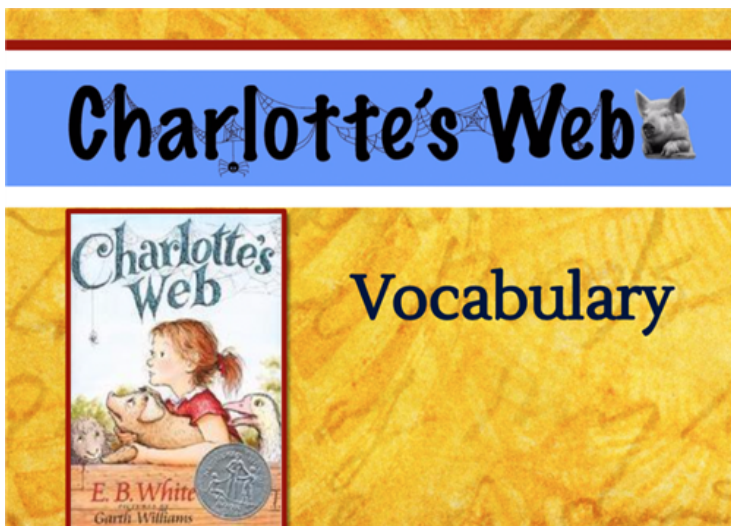
Provides comprehension questions to check for understanding post-reading and/or class discussion.

Time To Complete:

20 minutes, approximately

## Powerpoint: Chapter 3 Vocabulary

[in PDF](#) 



Previews Chapter vocabulary.

Intended for use by individual students, but may be used for whole group instruction.

May also be used with the [4 Square Word Boxes Worksheet](#)



# CHARLOTTE'S WEB

## CHAPTER 4

### Synopsis:

It's a very rainy day on the farm. Wilbur was bored. He asked the goose to play and then he asked the lamb to play. They both said no. Wilbur talked to Templeton, the rat. Wilbur is very sad that no one wants to play with him. Someone starts talking to Wilbur, but he cannot see who it is.

### Teaser Video



Introduces the chapter, but leaves a "cliff hanger" at the end to entice students to desire to read the chapter independently.

Length of Video: 0:45

[Text Transcript](#)

<https://youtu.be/30DSvoveAASM>

### Discussion Video



Poses the question "Envision animals on a farm. If you could choose one that is your favorite, which one would you choose and why? Which one would not be your favorite?"

Length of Video: 0:35

[Text Transcript](#)

<https://youtu.be/1yQDC9DGL5Q>

## EDpuzzle Video



You will be redirected to our CW Discussion (Chapter 4) Video on EDpuzzle.com.

You will need to "assign" this video to one of your EDpuzzle classes in order to track student progress.

Includes a copy of the Chapter Discussion Question Video along with assessment questions.

## Worksheet: Chapter 4 Questions



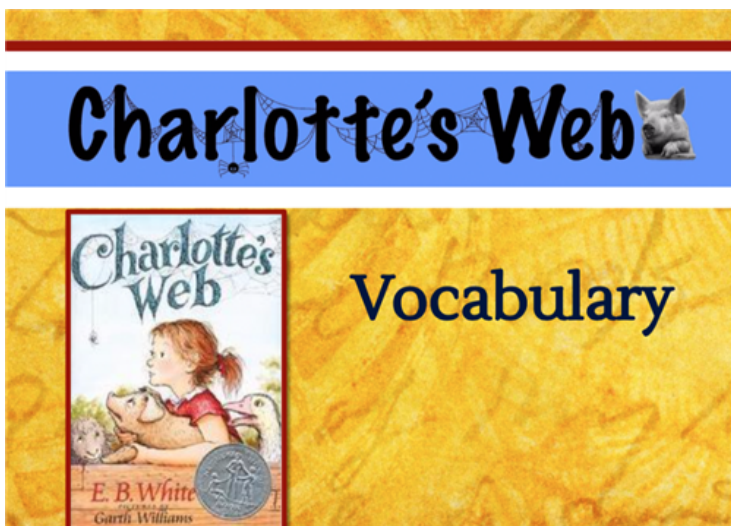
Provides comprehension questions to check for understanding post-reading and/or class discussion.

Time To Complete:

20 minutes, approximately

## Powerpoint: Chapter 4 Vocabulary

[in PDF](#)



Previews Chapter vocabulary.

Intended for use by individual students, but may be used for whole group instruction.

May also be used with the [4 Square Word Boxes Worksheet](#)

# CHARLOTTE'S WEB

## CHAPTER 5

### Synopsis:

Wilbur looked all over for his new friend. The new friend was a spider and she said her name was Charlotte. Charlotte eats bugs and Wilbur didn't like that. Charlotte says, "Salutations." Salutations is another way to say hello. Wilbur was happy to have a new friend.

### Teaser Video



Introduces the chapter, but leaves a "cliff hanger" at the end to entice students to desire to read the chapter independently.

Length of Video: 0:45

[Text Transcript](#)

<https://youtu.be/VOwlor8x9XU>

### Discussion Video



Poses the question "Do you have a best friend? What are some things that can sometimes concern you regarding a friend?"

Length of Video: 0:43

[Text Transcript](#)

[Caption](#)

### EDpuzzle Video





You will be redirected to our CW Discussion (Chapter 5) Video on EDpuzzle.com.

You will need to "assign" this video to one of your EDpuzzle classes in order to track student progress.

Includes a copy of the Chapter Discussion Question Video along with assessment questions.

## Worksheet: Chapter 5 Questions



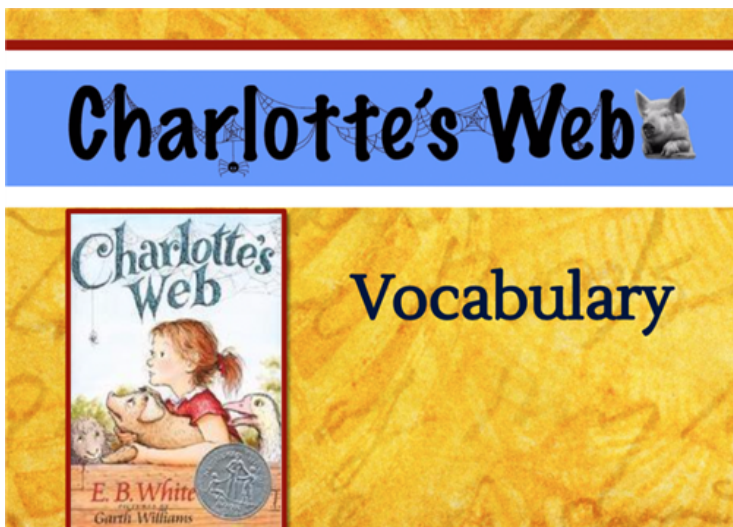
Provides comprehension questions to check for understanding post-reading and/or class discussion.

Time To Complete:

20 minutes, approximately

## Powerpoint: Chapter 5 Vocabulary

[in PDF](#)



Previews Chapter 5 vocabulary.

Intended for use by individual students, but may be used for whole group instruction.

May also be used with the [4 Square Word Boxes Worksheet](#)

# CHARLOTTE'S WEB

## CHAPTER 6

### Synopsis:

It was early summer at Zuckerman's farm. The Goose's eggs hatched. The babies are called gosslings. Templeton was happy because he got to keep the egg that did not hatch. The goose said that, at Christmastime, Mr. Zuckerman would kill Wilbur.

### Teaser Video



Introduces the chapter, but leaves a “cliff hanger” at the end to entice students to desire to read the chapter independently.

Length of Video: 0:26

[Text Transcript](#)

[Caption](#)

### Discussion Video



Poses the question “Poses the question “What does it mean to “Live by your wits”?”

Length of Video: 0:35

[Text Transcript](#)

<https://youtu.be/BiHxrc8z4DA>

### EDpuzzle Video





You will be redirected to our CW Discussion (Chapter 6) Video on EDpuzzle.com.

You will need to "assign" this video to one of your EDpuzzle classes in order to track student progress.

Includes a copy of the Chapter Discussion Question Video along with assessment questions.

## Worksheet: Chapter 6 Questions



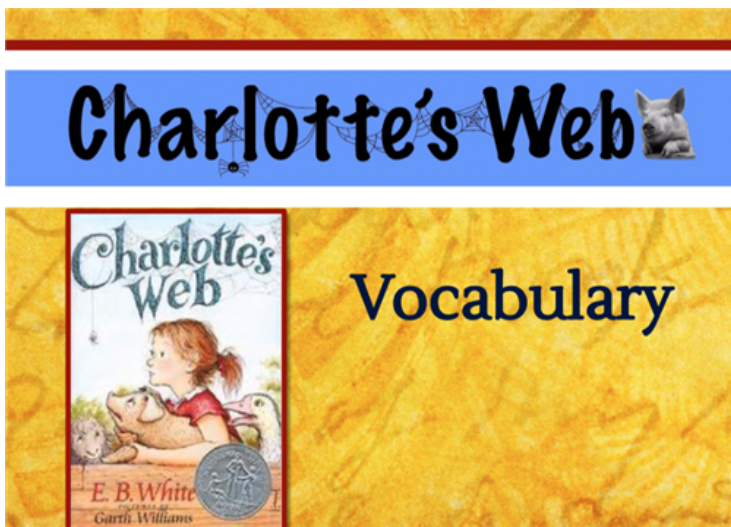
Provides comprehension questions to check for understanding post-reading and/or class discussion.

Time To Complete:

20 minutes, approximately

## Powerpoint: Chapter 6 Vocabulary

[in PDF](#)



Previews Chapter vocabulary.

Intended for use by individual students, but may be used for whole group instruction.

May also be used with the [4 Square Word Boxes Worksheet](#)

# CHARLOTTE'S WEB

## CHAPTER 7

### Synopsis:

Wilbur was happy to have Charlotte and Fern as his friends. Wilbur continued to grow. He was getting bigger and bigger. The sheep told Wilbur that the Zuckerman's were fattening him up so they could kill him and eat him. The Zuckerman's would turn him into bacon and ham. Wilbur screamed, but Charlotte told him not to worry, she would help him.

### Teaser Video



Introduces the chapter, but leaves a “cliff hanger” at the end to entice students to desire to read the chapter independently.

Length of Video: 0:33

[Text Transcript](#)

<https://youtu.be/l9VNxOICPgU>

### Discussion Video



Poses the question “What is your lifestyle like? Is it similar to Fern and Avery’s or is it very different?”

Length of Video: 0:57

[Text Transcript](#)

[Caption](#)

### EDpuzzle Video



You will be redirected to our CW Discussion (Chapter 7) Video on EDpuzzle.com.

You will need to "assign" this video to one of your EDpuzzle classes in order to track student progress.

Includes a copy of the Chapter Discussion Question Video along with assessment questions.

## Worksheet: Chapter 7 Questions



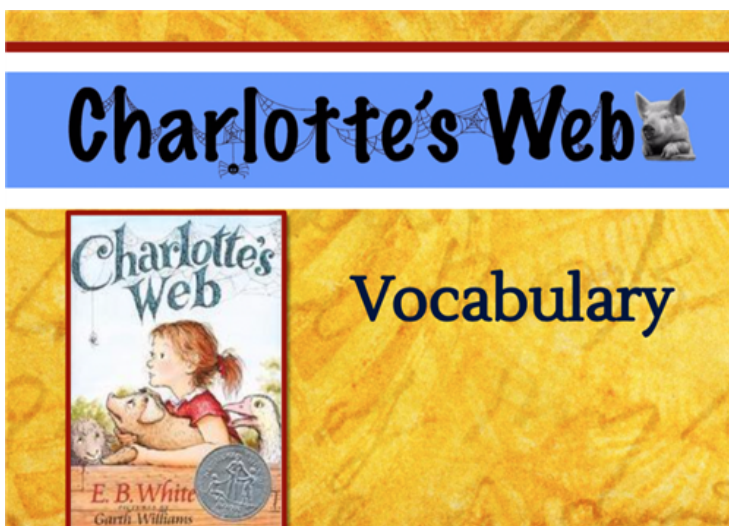
Provides comprehension questions to check for understanding post-reading and/or class discussion.

Time To Complete:

20 minutes, approximately

## Powerpoint: Chapter 7 Vocabulary

[in PDF](#)



Previews Chapter vocabulary.

Intended for use by individual students, but may be used for whole group instruction.

May also be used with the [4 Square Word Boxes Worksheet](#)



# CHARLOTTE'S WEB

## CHAPTER 8

### Synopsis:

Fern tells her family all about the animals on Zuckerman's farm. Mr. and Mrs. Arable sit at the table and talk about Fern. Mrs. Arable is worried because Fern thinks she hears the animals talking.

### Teaser Video



Introduces the chapter, but leaves a “cliff hanger” at the end to entice students to desire to read the chapter independently.

Length of Video: 0:41

[Text Transcript](#)

<https://youtu.be/WSTTpi9IbHs>

### Discussion Video



Poses the question:

Suppose something happened to your best friend. How would you help your friend? Do you have any ideas or suggestions?

Length of Video: 0:41

[Text Transcript](#)

[https://youtu.be/bK\\_k1mU8rN4](https://youtu.be/bK_k1mU8rN4)

### EDpuzzle Video



You will be redirected to our CW Discussion Video on EDpuzzle.com.

You will need to "assign" this video to one of your EDpuzzle classes in order to track student progress.

Includes a copy of the Chapter Discussion Question Video along with assessment questions.

## Worksheet: Chapter 8 Questions



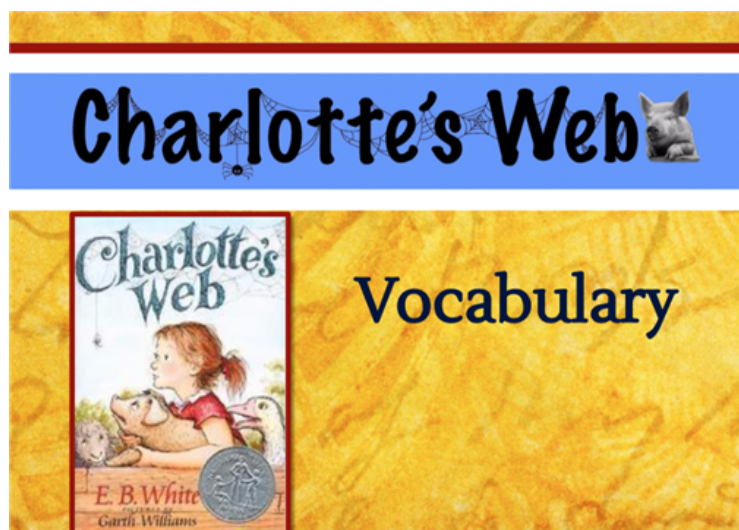
Provides comprehension questions to check for understanding post-reading and/or class discussion.

Time To Complete:

20 minutes, approximately

## Powerpoint: Chapter 8 Vocabulary

[In PDF](#)



Previews Chapter vocabulary.

Intended for use by individual students, but may be used for whole group instruction.

May also be used with the [4 Square Word Boxes Worksheet](#)

# CHARLOTTE'S WEB

## CHAPTER 9

### Synopsis:

Charlotte talks to Wilbur about her legs and her web. Wilbur wants to spin a web too and thinks he can. Templeton helps him tie a string to his tail. Wilbur tried to climb to the top of a manure pile and jump to spin his web. He fell down and then cried. Wilbur and Charlotte talk about the farm before Wilbur goes to sleep

### Teaser Video



Introduces the chapter, but leaves a “cliff hanger” at the end to entice students to desire to read the chapter independently.

Length of Video: 0:31

[Text Transcript](#)

[Caption](#)

### Discussion Video



Poses the question:

Suppose something happened to your best friend. How would you help your friend? Do you have any ideas or suggestions?

Length of Video: 0:41

[Text Transcript](#)

<https://youtu.be/rF7GGyZQ6Tw>



## EDpuzzle Video



You will be redirected to our CW Discussion Video on EDpuzzle.com.

You will need to "assign" this video to one of your EDpuzzle classes in order to track student progress.

Includes a copy of the Chapter Discussion Question Video along with assessment questions.

## Worksheet: Chapter 9 Questions



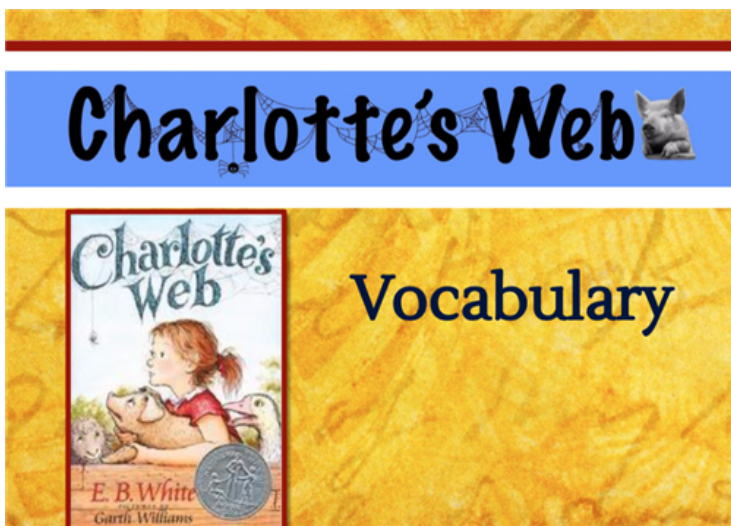
Provides comprehension questions to check for understanding post-reading and/or class discussion.

Time To Complete:

20 minutes, approximately

## Powerpoint: Chapter 9 Vocabulary

[in PDF](#)



Previews Chapter vocabulary.

Intended for use by individual students, but may be used for whole group instruction.

May also be used with the [4 Square Word Boxes Worksheet](#)

# CHARLOTTE'S WEB

## CHAPTER 10

### Synopsis:

Charlotte thought and thought. She had to find a way to save Wilbur's life. She thinks she can trick Mr. Zuckerman. Charlotte got to work late at night. She started to weave something into her web.

### Teaser Video



Introduces the chapter, but leaves a “cliff hanger” at the end to entice students to desire to read the chapter independently.

Length of Video: 0:29

[Text Transcript](#)

<https://youtu.be/3is3Y120pXs>

### Discussion Video



<https://youtu.be/Lv5YQnBw1Tc>

### Worksheet: Chapter 10 Questions





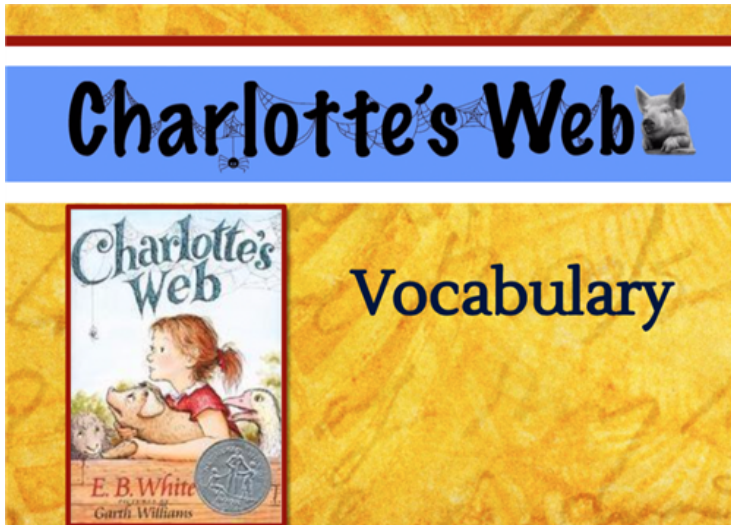
Provides comprehension questions to check for understanding post-reading and/or class discussion.

Time To Complete:

20 minutes, approximately

## Powerpoint: Chapter 10 Vocabulary

[in PDF](#)



Previews Chapter vocabulary.

Intended for use by individual students, but may be used for whole group instruction.

May also be used with the [4 Square Word Boxes Worksheet](#)

# CHARLOTTE'S WEB

## CHAPTER 11

### Synopsis:

Charlotte created words in her web. She made the words, "Some Pig" in her web about Wilbur. Lurvy and Mr. Zuckerman saw the message and thought Wilbur was Some Pig! News spread and lots of people came to see the message about the pig. The message was working. Everyone thought Wilbur was a special pig.

### Teaser Video



Introduces the chapter, but leaves a "cliff hanger" at the end to entice students to desire to read the chapter independently.

Length of Video: 0:41

[Text Transcript](#)

<https://youtu.be/HEnmppuzACQ>

### Discussion Video A



Poses the question:

Do you think the other animals on the farm are unique or are they the same as normal animals?

Length of Video: 0:31

[Text Transcript](#)

[https://youtu.be/o0\\_B9mUhMgs](https://youtu.be/o0_B9mUhMgs)

## Discussion Video B



Poses the question:

Length of Video: 0:46

[Text Transcript](#)

<https://youtu.be/TH4B1bmPB4I>

## EDpuzzle Video



You will be redirected to our CW Discussion Video on EDpuzzle.com.

You will need to "assign" this video to one of your EDpuzzle classes in order to track student progress.

Includes a copy of the Chapter Discussion Question Video along with assessment questions.

## Worksheet: Chapter 11 Questions

A worksheet titled "Charlotte's Web - Chapter 11". It contains several comprehension questions for students to answer. The questions are numbered 1 through 5. The first question is "What is the main idea of the chapter?" and the others are related to the plot and characters. There are lines provided for students to write their answers.

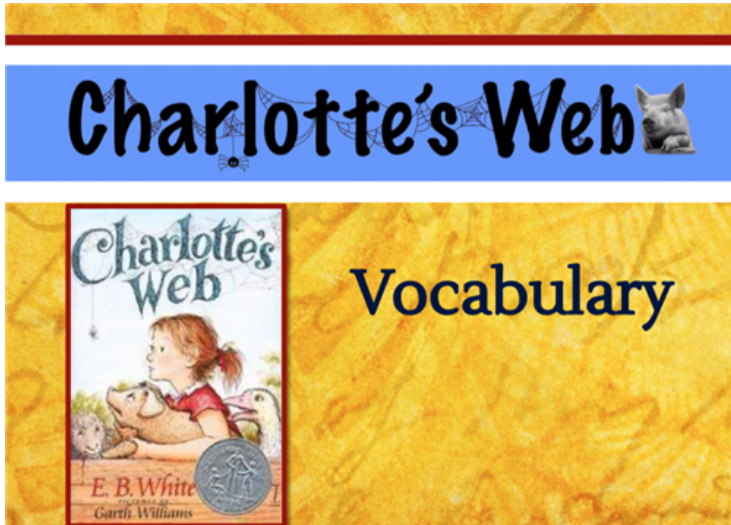
Provides comprehension questions to check for understanding post-reading and/or class discussion.

Time To Complete:

20 minutes, approximately

# Powerpoint: Chapter 11 Vocabulary

[in PDF](#)



Previews Chapter 11 vocabulary.

Intended for use by individual students, but may be used for whole group instruction.

May also be used with the [4 Square Word Boxes Worksheet](#)



# CHARLOTTE'S WEB

## CHAPTER 12

### Synopsis:

The animals have a meeting to decide what word they should use next to describe Wilbur. Charlotte gets to work on her next web. Charlotte finishes the web that says, "Terrific!" Wilbur wakes up and stands under it. Mr. Zuckerman tells Lurvy to get a crate ready that says "Zuckerman's Famous Pig". He wants to take Wilbur to the county fair.

### Teaser Video



Introduces the chapter, but leaves a "cliff hanger" at the end to entice students to desire to read the chapter independently.

Length of Video: 0:30

[Text Transcript](#)

[https://youtu.be/L44ecLO-c\\_0](https://youtu.be/L44ecLO-c_0)

### Discussion Video



Poses the question:

"Suppose you were to see something on the internet, or on the news, or via text. Is it always true? How do you decide if something is true or not?"

Length of Video: 0:41

[Text Transcript](#)

<https://youtu.be/rN6RLAWzal0>

## EDpuzzle Video



You will be redirected to our CW Discussion Video on EDpuzzle.com.

You will need to "assign" this video to one of your EDpuzzle classes in order to track student progress.

Includes a copy of the Chapter Discussion Question Video along with assessment questions.

## Worksheet: Chapter 12 Questions



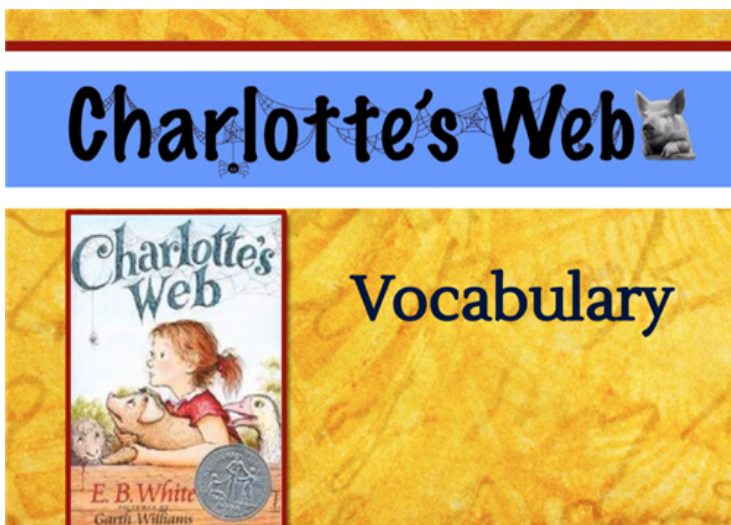
Provides comprehension questions to check for understanding post-reading and/or class discussion.

Time To Complete:

20 minutes, approximately

## Powerpoint: Chapter 12 Vocabulary

[in PDF](#) 



Previews Chapter vocabulary.

Intended for use by individual students, but may be used for whole group instruction.

May also be used with the [4 Square Word Boxes Worksheet](#)

# CHARLOTTE'S WEB

## CHAPTER 13

### Synopsis:

Templeton goes to the dump to try to find a new word to describe Wilbur. He has to be back three times. Charlotte wants to see if Wilbur is "Radiant". Charlotte tells Wilbur a story to help him fall asleep.

### Teaser Video



Introduces the chapter, but leaves a "cliff hanger" at the end to entice students to desire to read the chapter independently.

Length of Video: 0:29

[Text Transcript](#)

<https://youtu.be/wJSaZuSY0v8>

### Discussion Video A



Poses the question:

"Have you ever experienced having a difficult task ahead of you? How did you motivate yourself to succeed?"

Length of Video: 0:39

[Text Transcript](#)

<https://youtu.be/w2f-qYrxZk>



## Discussion Video B



Length of Video: 0:35

[Text Transcript](#)

<https://youtu.be/bY2hjtrFvk>

## EDpuzzle Video



You will be redirected to our CW Discussion Video on EDpuzzle.com.

You will need to "assign" this video to one of your EDpuzzle classes in order to track student progress.

Includes a copy of the Chapter Discussion Question Video along with assessment questions.

## Worksheet: Chapter 13 Questions

A worksheet titled "Charlotte's Web - Chapter 13" with a section for "Comprehension Questions". It includes a large rectangular box for a response, followed by three numbered questions with lines for answers. The questions are: 1. Why is Mr. Zerkow so angry? 2. Why is Mr. Zerkow so angry? 3. Why is Mr. Zerkow so angry? 4. Why is Mr. Zerkow so angry?

Provides comprehension questions to check for understanding post-reading and/or class discussion.

Time To Complete:

20 minutes, approximately




## Powerpoint: Chapter 13 Vocabulary

[in PDF](#)



Previews Chapter vocabulary.



Intended for use by individual students, but may be used for whole group instruction.

May also be used with the [4 Square Word Boxes Worksheet](#)

# CHARLOTTE'S WEB

## CHAPTER 14

### Synopsis:

Fern tells her mother more about her friends in the barn. Her mother is very concerned. Mrs. Arable goes to talk to the doctor about Fern because she is very worried. Dr. Dorian tells her that Fern is just fine.

### Teaser Video



Introduces the chapter, but leaves a “cliff hanger” at the end to entice students to desire to read the chapter independently.

Length of Video: 0:30

[Text Transcript](#)

<https://youtu.be/9qL55nL02Cc>

### Discussion Video



Poses the question:

“Have you ever had a time in elementary school, middle school or high school and your friends have changed? Or you had a neighbor you grew up with and your friendship slowly faded over time. Why does that happen?”

Length of Video: 0:53

[Text Transcript](#)

<https://youtu.be/t5sDTnRVla4>

## EDpuzzle Video



You will be redirected to our CW Discussion Video on EDpuzzle.com.

You will need to "assign" this video to one of your EDpuzzle classes in order to track student progress.

Includes a copy of the Chapter Discussion Question Video along with assessment questions.

## Worksheet: Chapter 14 Questions



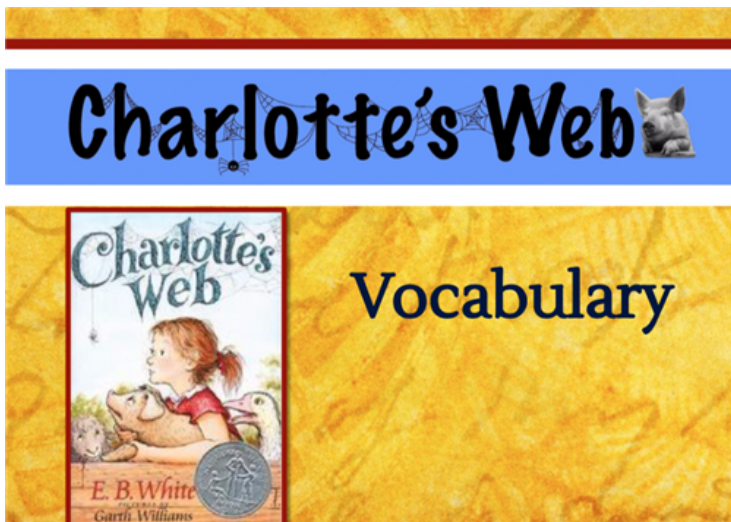
Provides comprehension questions to check for understanding post-reading and/or class discussion.

Time To Complete:

20 minutes, approximately

## Powerpoint: Chapter 14 Vocabulary

[in PDF](#)



Previews Chapter vocabulary.

Intended for use by individual students, but may be used for whole group instruction.

May also be used with the [4 Square Word Boxes Worksheet](#)

# CHARLOTTE'S WEB

## CHAPTER 15

### Synopsis:

Charlotte had written "Radiant" in her web. Wilbur and Charlotte talk about the fair. Charlotte explains that she will be laying spider eggs soon.

### Teaser Video



Introduces the chapter, but leaves a "cliff hanger" at the end to entice students to desire to read the chapter independently.

Length of Video: 0:39

[Text Transcript](#)

[https://youtu.be/nADLb\\_uBpXU](https://youtu.be/nADLb_uBpXU)

### Discussion Video



Poses the question:

"If you were to become famous, would you change? What would be important to you?"

Length of Video: 0:37

[Text Transcript](#)

[https://youtu.be/\\_gRjNqL7AKs](https://youtu.be/_gRjNqL7AKs)



## EDpuzzle Video



You will be redirected to our CW Discussion Video on EDpuzzle.com.

You will need to "assign" this video to one of your EDpuzzle classes in order to track student progress.

Includes a copy of the Chapter Discussion Question Video along with assessment questions.

## Worksheet: Chapter 15 Questions



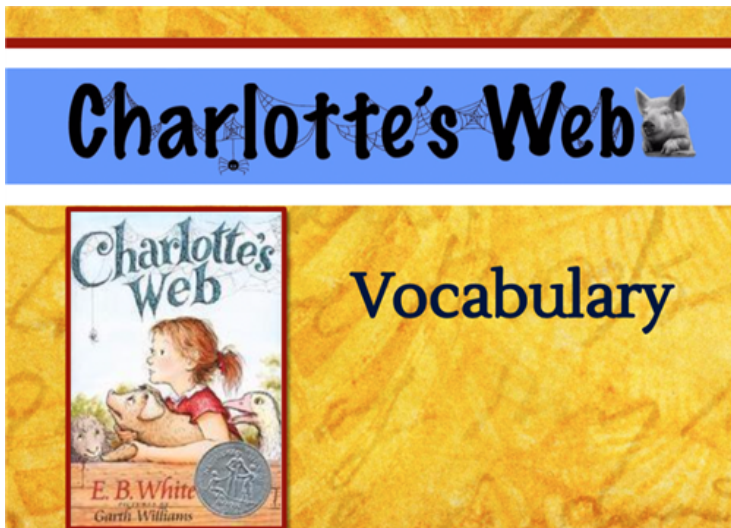
Provides comprehension questions to check for understanding post-reading and/or class discussion.

Time To Complete:

20 minutes, approximately

## Powerpoint: Chapter 15 Vocabulary

[in PDF](#)



Previews Chapter vocabulary.

Intended for use by individual students, but may be used for whole group instruction.

May also be used with the [4 Square Word Boxes Worksheet](#)

# CHARLOTTE'S WEB

## CHAPTER 16

### Synopsis:

Everyone went to sleep early the night before the fair. Aunt Edith gave Wilbur a buttermilk bath. The animals convinced Templeton to go to the fair to help Charlotte. Wilbur was nervous to get in the crate and go to the fair. He fainted.

### Teaser Video



Introduces the chapter, but leaves a “cliff hanger” at the end to entice students to desire to read the chapter independently.

Length of Video: 0:40

[Text Transcript](#)

<https://youtu.be/gaPgCnFclIU>

### Discussion Video



Poses the question:

“If you were to become famous, would you change? What would be important to you?”

Length of Video: 0:39

[Text Transcript](#)

<https://youtu.be/Qt1CD6cKAC8>

## EDpuzzle Video



You will be redirected to our CW Discussion Video on EDpuzzle.com.

You will need to "assign" this video to one of your EDpuzzle classes in order to track student progress.

Includes a copy of the Chapter Discussion Question Video along with assessment questions.

## Worksheet: Chapter 16 Questions



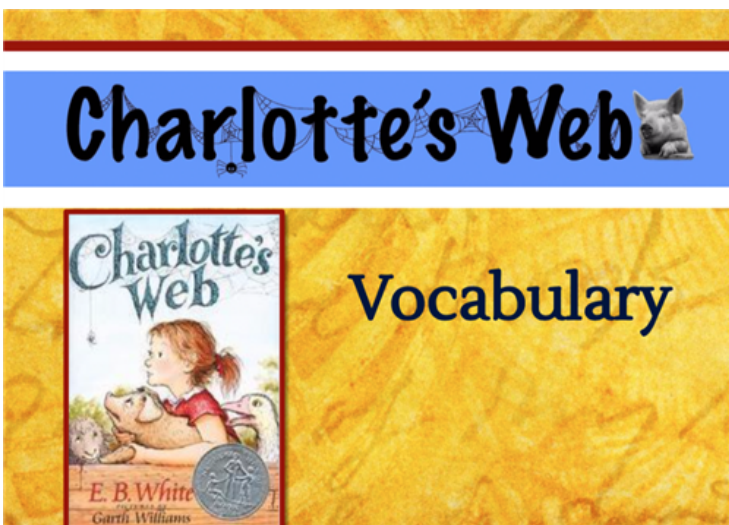
Provides comprehension questions to check for understanding post-reading and/or class discussion.

Time To Complete:

20 minutes, approximately

## Powerpoint: Chapter 16 Vocabulary

### in PDF



Previews Chapter vocabulary.

Intended for use by individual students, but may be used for whole group instruction.

May also be used with the [4 Square Word Boxes Worksheet](#)



# CHARLOTTE'S WEB

## CHAPTER 17

### Synopsis:

Fern and Avery are so excited to be at the fair. The animals start to get unloaded at the fair. Charlotte tells Wilbur about the hogs pig in the crate next to his. It was very hot at the fair.

### Teaser Video



Introduces the chapter, but leaves a “cliff hanger” at the end to entice students to desire to read the chapter independently.

Length of Video: 0:37

[Text Transcript](#)

<https://youtu.be/L6Bis3WzfLg>

### Discussion Video



Poses the question:

“Have you ever been to a carnival or fair? What does it look like, smell like? What things would you see?”

Length of Video: 0:32

[Text Transcript](#)

[https://youtu.be/8AxilQEPh\\_k](https://youtu.be/8AxilQEPh_k)

### EDpuzzle Video



You will be redirected to our CW Discussion Video on EDpuzzle.com.

You will need to "assign" this video to one of your EDpuzzle classes in order to track student progress.

Includes a copy of the Chapter Discussion Question Video along with assessment questions.

## Worksheet: Chapter 17 Questions



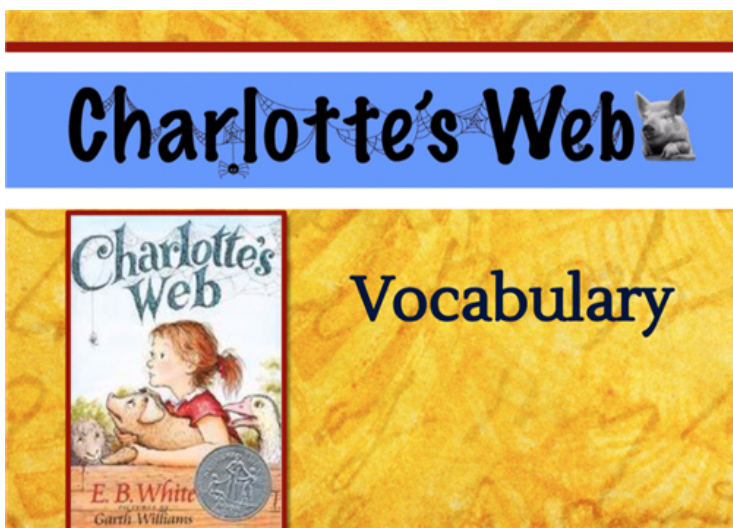
Provides comprehension questions to check for understanding post-reading and/or class discussion.

Time To Complete:

20 minutes, approximately

## Powerpoint: Chapter 17 Vocabulary

[in PDF](#)



Previews Chapter vocabulary.

Intended for use by individual students, but may be used for whole group instruction.

May also be used with the [4 Square Word Boxes Worksheet](#)

# CHARLOTTE'S WEB

## CHAPTER 18

### Synopsis:

Templeton finds another word for Charlotte to use, "humble". Charlotte begins to work on her egg sac. She spins her egg sac and lays her eggs in it.

### Teaser Video



Introduces the chapter, but leaves a "cliff hanger" at the end to entice students to desire to read the chapter independently.

Length of Video: 0:42

[Text Transcript](#)

<https://youtu.be/R2CPi4Wq5R4>

### Discussion Video



Poses the question:

"Have you experienced winning some type of award or trophy? How did you react? How did you feel?"

Length of Video: 0:35

[Text Transcript](#)

<https://youtu.be/mVlnhmWoIGY>

### EDpuzzle Video





You will be redirected to our CW Discussion Video on EDpuzzle.com.

You will need to "assign" this video to one of your EDpuzzle classes in order to track student progress.

Includes a copy of the Chapter Discussion Question Video along with assessment questions.

## Worksheet: Chapter 18 Questions



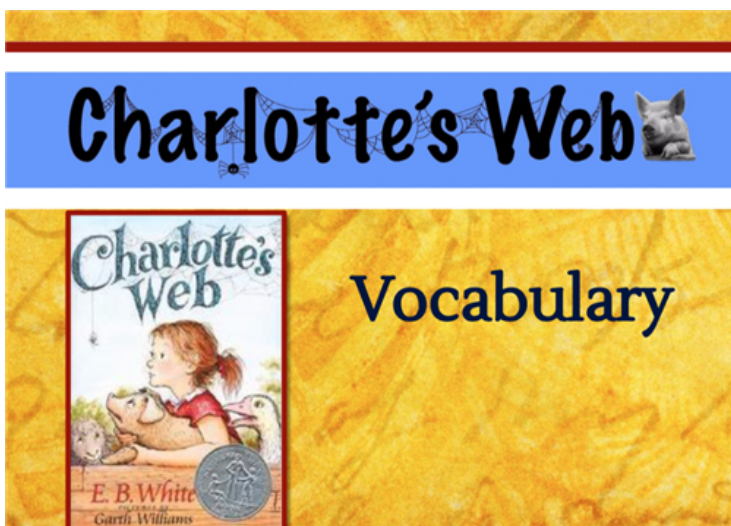
Provides comprehension questions to check for understanding post-reading and/or class discussion.

Time To Complete:

20 minutes, approximately

## Powerpoint: Chapter 18 Vocabulary

[in PDF](#)



Previews Chapter vocabulary.

Intended for use by individual students, but may be used for whole group instruction.

May also be used with the [4 Square Word Boxes Worksheet](#)



# CHARLOTTE'S WEB

## CHAPTER 19

### Synopsis:

Charlotte's egg sac is complete. She tells Wilbur that it has 514 baby spiders inside. Templeton comes back from a night of eating at the fair. His stomach is very fat. The family sees that Uncle, the pig next door, has a first place ribbon. Everyone is sad and crying. There is an announcement that Mr. Zuckerman should bring Wilbur for a special award. The family is very excited.

### Teaser Video



Introduces the chapter, but leaves a “cliff hanger” at the end to entice students to desire to read the chapter independently.

Length of Video: 0:38

[Text Transcript](#)

<https://youtu.be/ZpRLEt5Po7k>

### Discussion Video



Poses the question:

“How would you feel if you and your close friend were able to help one another?”

Length of Video: 0:38

[Text Transcript](#)

<https://youtu.be/ZpRLEt5Po7k>

## EDpuzzle Video



You will be redirected to our CW Discussion Video on EDpuzzle.com.

You will need to "assign" this video to one of your EDpuzzle classes in order to track student progress.

Includes a copy of the Chapter Discussion Question Video along with assessment questions.

## Worksheet: Chapter Questions



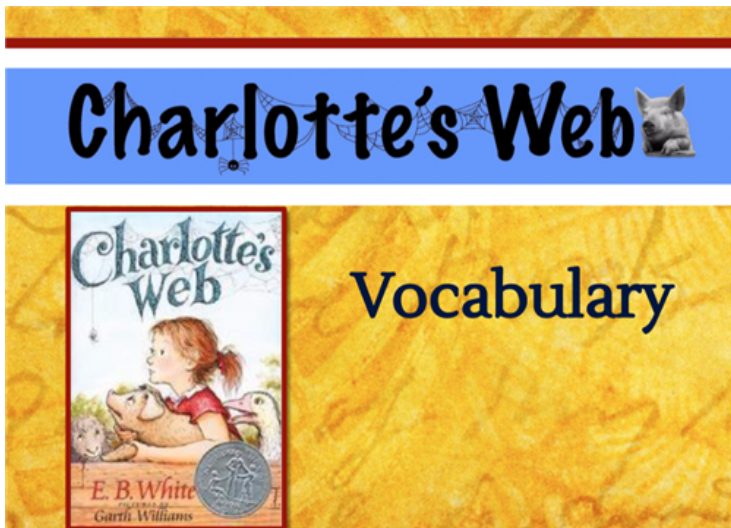
Provides comprehension questions to check for understanding post-reading and/or class discussion.

Time To Complete:

20 minutes, approximately

## Powerpoint: Chapter 19 Vocabulary

[in PDF](#)



Previews Chapter vocabulary.

Intended for use by individual students, but may be used for whole group instruction.

May also be used with the [4 Square Word Boxes Worksheet](#)

# CHARLOTTE'S WEB

## CHAPTER 20

### Synopsis:

At the fair, Wilbur gets a special award for being such a special pig. Charlotte's tricks worked and Mr. Zuckerman is no longer going to kill Wilbur.

### Teaser Video



Introduces the chapter, but leaves a “cliff hanger” at the end to entice students to desire to read the chapter independently.

Length of Video: 0:32

[Text Transcript](#)

<https://youtu.be/mKEaRp0AmAM>

### Discussion Video



Poses the question:

“Why are differences a good thing?”

Length of Video: 0:27

[Text Transcript](#)

<https://youtu.be/b5GX0wYVwIE>

### EDpuzzle Video





You will be redirected to our CW Discussion Video on EDpuzzle.com.

You will need to "assign" this video to one of your EDpuzzle classes in order to track student progress.

Includes a copy of the Chapter Discussion Question Video along with assessment questions.

## Worksheet: Chapter 20 Questions



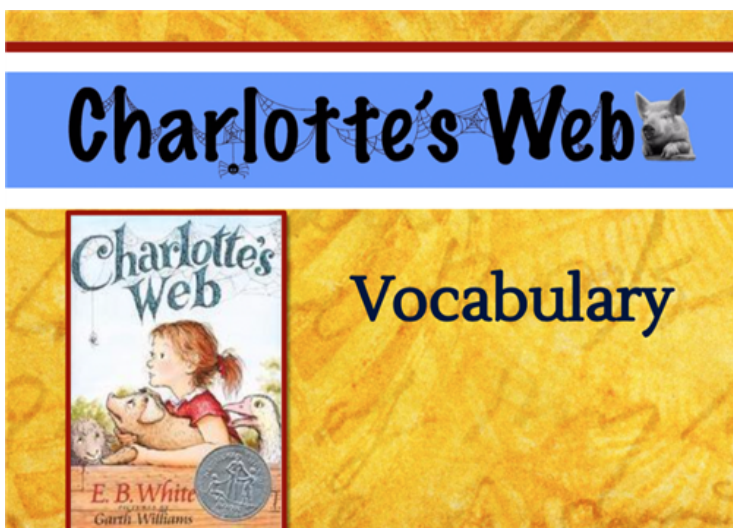
Provides comprehension questions to check for understanding post-reading and/or class discussion.

Time To Complete:

20 minutes, approximately

## Powerpoint: Chapter 20 Vocabulary

[in PDF](#)



Previews Chapter vocabulary.

Intended for use by individual students, but may be used for whole group instruction.

May also be used with the [4 Square Word Boxes Worksheet](#)



# CHARLOTTE'S WEB

## CHAPTER 21

### Synopsis:

Charlotte explains that she doesn't have the energy to live after she made her egg sac and laid her eggs. She tells Wilbur that she will not be going home with him. He tells Templeton to get the egg sac and carefully bring it down to him. Wilbur takes the egg sac back to the barn with him.

### Teaser Video



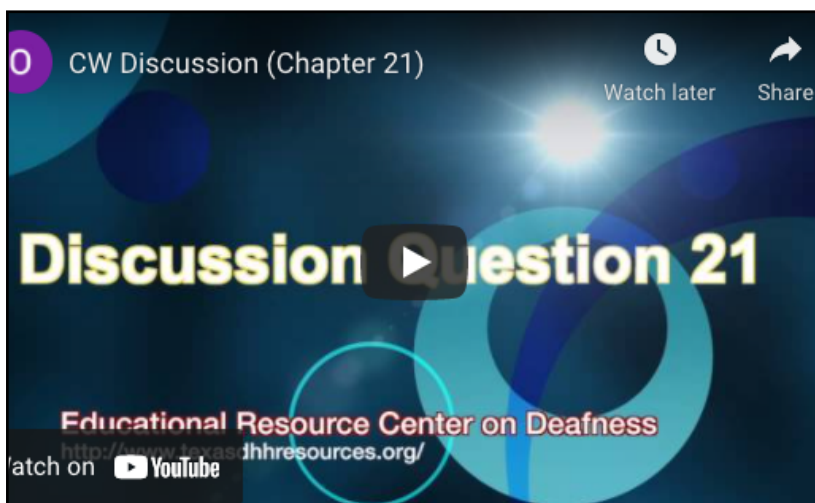
Introduces the chapter, but leaves a "cliff hanger" at the end to entice students to desire to read the chapter independently.

Length of Video: 0:53

[Text Transcript](#)

<https://youtu.be/-SdyMYtVvSo>

### Discussion Video



Poses the question:

"What qualities should a good friend have as opposed to someone else who is not a good friend?"

Length of Video: 0:35

[Text Transcript](#)

[https://youtu.be/Y0H\\_Zspg4NA](https://youtu.be/Y0H_Zspg4NA)

## EDpuzzle Video



You will be redirected to our CW Discussion Video on EDpuzzle.com.

You will need to "assign" this video to one of your EDpuzzle classes in order to track student progress.

Includes a copy of the Chapter Discussion Question Video along with assessment questions.

## Worksheet: Chapter 21 Questions



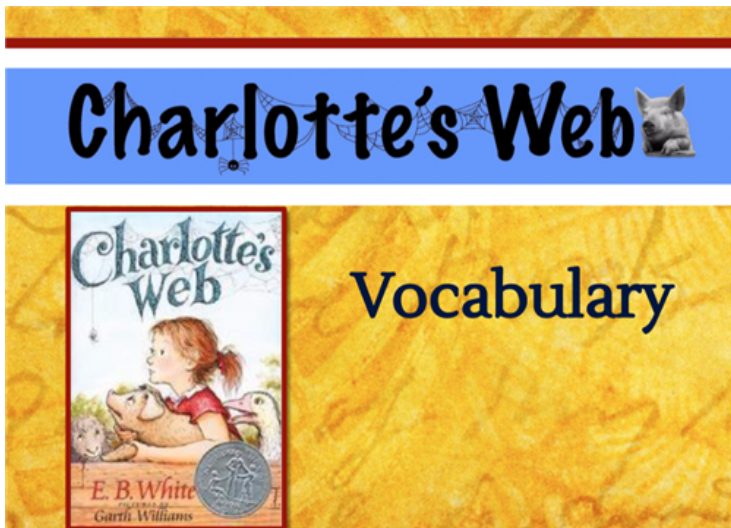
Provides comprehension questions to check for understanding post-reading and/or class discussion.

Time To Complete:

20 minutes, approximately

## Powerpoint: Chapter 21 Vocabulary

[in PDF](#)



Previews Chapter vocabulary.

Intended for use by individual students, but may be used for whole group instruction.

May also be used with the [4 Square Word Boxes Worksheet](#)

# CHARLOTTE'S WEB

## CHAPTER 22

### Synopsis:

Charlotte's babies are born and they all begin to spin webs and float away. Wilbur is very upset that they are all leaving. Three of the babies decided to stay with Wilbur. He gave them names and each year, new babies were born and became his friends.

### Teaser Video



Introduces the chapter, but leaves a "cliff hanger" at the end to entice students to desire to read the chapter independently.

Length of Video: 0:26

[Text Transcript](#)

<https://youtu.be/Zo01OcJGKt4>

### Discussion Video



Poses the question:

"Suppose you saw some of your friends picking on someone. How would you intervene?"

Length of Video: 0:33

[Text Transcript](#)

<https://youtu.be/1lvOpLL0Oog>



## EDpuzzle Video



You will be redirected to our CW Discussion Video on EDpuzzle.com.

You will need to "assign" this video to one of your EDpuzzle classes in order to track student progress.

Includes a copy of the Chapter Discussion Question Video along with assessment questions.

## Worksheet: Chapter 22 Questions



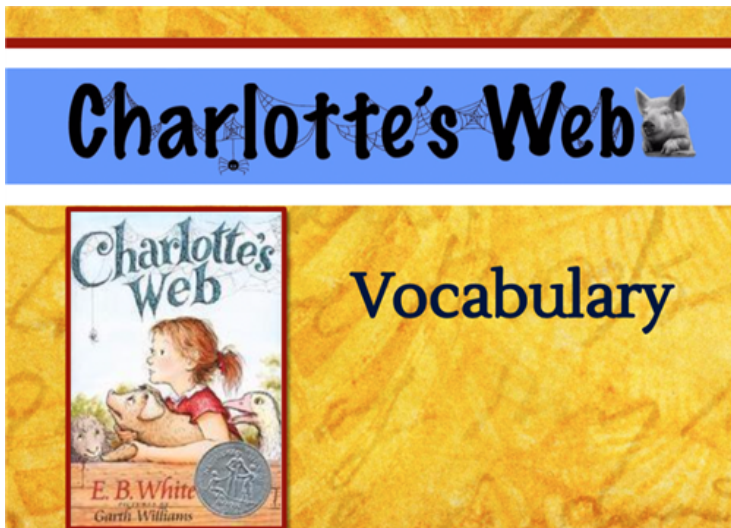
Provides comprehension questions to check for understanding post-reading and/or class discussion.

Time To Complete:

20 minutes, approximately

## Powerpoint: Chapter 22 Vocabulary

[in PDF](#)



Previews Chapter vocabulary.


Intended for use by individual students, but may be used for whole group instruction.

May also be used with the [4 Square Word Boxes Worksheet](#)



# EXTENSION ACTIVITIES

## Worksheet: Friendship Essay



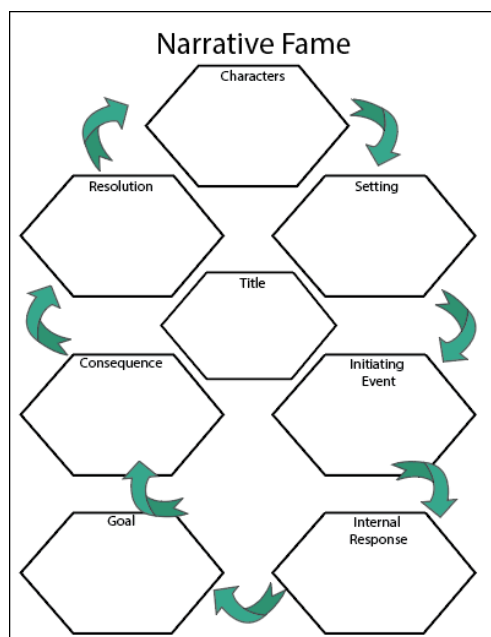
Worksheet titled "Charlotte's Web - Friendship Essay". It includes a header for Name and Date, a paragraph prompt about writing a 1-page essay on friendship, and a graphic organizer consisting of a central circle connected to seven surrounding circles. The bottom of the page features a "Charlotte's Web" logo.

In this activity, students work on writing a research paper (of sorts). They will look into the qualities of a friend and write about those qualities. They will use a graphic organizer to organize their ideas, they will write a rough draft and final draft.

For Use: at any point during the reading of the story

Time to Complete: two - 30 minute sessions

## Worksheet: Narrative Frame



This activity is to assist students in writing a narrative. Students use the Template as their graphic organizer for the parts needed in writing a narrative. This can be used as a "one-time" writing activity, or it can be used as an activity where students are required to write a rough draft, edit, and write final drafts.

(Narrative Frame Instructions)

For Use: at any point during the reading of the story

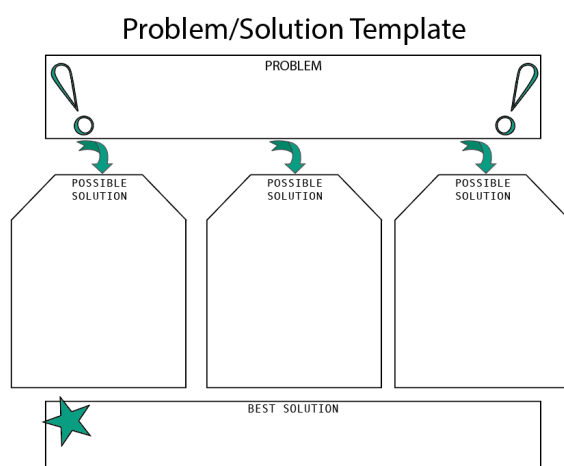
can be used as a one-time writing activity or

can be used multiple times when writing a rough draft, editing, and writing a final draft

*Time to Complete:*

30 minutes to 1 hour (depending on how the activity is structured)

## Worksheet: Problem Solution Frame



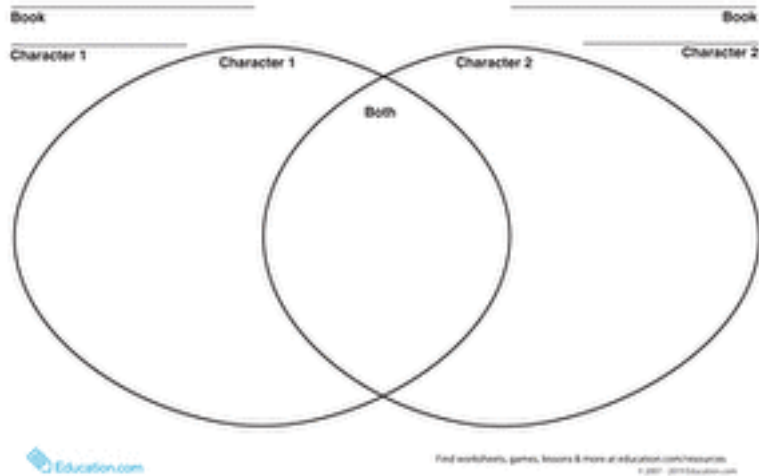
The point of this activity is for students to consider the problem that arises in every story and how the author solves that problem. The "Frame" is to assist teachers with the instructions for the activity and the "template" is for students to use as their graphic organizer in which they consider problems, actions and solutions.

[\(Problem Solution Template Instructions\)](#)

For Use: at any point during the reading of the story

*Time to Complete:* 30 minutes

## Worksheet: Compare and Contrast



In this activity, found on [education.com](http://education.com), students will use a Venn Diagram to compare and contrast 2 characters from the story. They will consider similarities and differences between those two characters. It can be done as a small group or partner activity.

*For Use:* after most of the characters have been introduced

*Time to Complete:* 20-30 minutes

## Worksheet: Which Words

Name \_\_\_\_\_ Date \_\_\_\_\_

**Which Words**

Directions: Select 1 character, other than Wilbur, from "Charlotte's Web." Choose 3 words that Charlotte could write in her web to describe the character. Explain why you chose each word.

Character you chose: \_\_\_\_\_

Word 1: \_\_\_\_\_

Why did you choose this word?

\_\_\_\_\_

\_\_\_\_\_

Word 2: \_\_\_\_\_

Why did you choose this word?

\_\_\_\_\_

\_\_\_\_\_

Word 3: \_\_\_\_\_

Why did you choose this word?

\_\_\_\_\_

\_\_\_\_\_

**Charlotte's Web**

This activity is one in which students select a character from the story, and use words they have learned to describe the character. They must also rationalize why they chose each word to describe their particular character.

*For Use:* after most of the characters have been introduced

*Time to Complete:* 20 minutes

## Worksheet: Some Pig Acrostic

Name \_\_\_\_\_ Date \_\_\_\_\_

**Charlotte's Web - "Some Pig" Acrostic**

Use the word "Some Pig" to create an acrostic that describes a character in "Charlotte's Web." Each line must contain only one word.

S \_\_\_\_\_

O \_\_\_\_\_


M \_\_\_\_\_

E \_\_\_\_\_

P \_\_\_\_\_

I \_\_\_\_\_

G \_\_\_\_\_



This is an acrostic in which the letters “S-O-M-E P-I-G” are used as students come up with descriptive words that accompany the letters of the acrostic. This is beneficial when students are looking at forms of poetry.

*For Use:* after Chapter 11  
*Time to Complete:* 20 minutes

**Worksheet: Advertisement**

Name \_\_\_\_\_ Date \_\_\_\_\_

**Charlotte's Web - Advertisement**

Draw a flier that could be passed out at the fair to advertise Zuckerman's Famous Pig!

In this activity, students are asked to design a flyer that would help Wilbur win an award at the fair.

*For Use:* after Chapter 16  
*Time to Complete:* 30 minutes





## Worksheet: Adjectives

Charlotte's Web


Name \_\_\_\_\_ Date \_\_\_\_\_


Charlotte wrote words that described Wilbur in her web. Words that describe are adjectives. Look at Charlotte's words in the spider webs below. Write a sentence using those words.


 \_\_\_\_\_  
\_\_\_\_\_

 \_\_\_\_\_  
\_\_\_\_\_

Now, think of some other adjectives to describe Wilbur. Write them in the spider web, and write a sentence using your words.

 \_\_\_\_\_  
\_\_\_\_\_

 \_\_\_\_\_  
\_\_\_\_\_

 \_\_\_\_\_  
\_\_\_\_\_

© 2006 abcteach.com

This activity, found on [abcteach.com](http://abcteach.com), asks students to practice using some of their new vocabulary words as well as to think of some adjectives on their own and use them in sentences.

*For Use:* after Chapter 21

*Time to Complete:* 20 minutes

## Game/Powerpoint: Jeopardy



In this activity, found on [jeopardylabs.com](http://jeopardylabs.com), students will play a review game with questions set up in the style of the game show, "Jeopardy". Depending on the size of your class will determine how you arrange teams. If your class is small, it can be a group activity, and if your class is large, you can arrange teams to play against one another.

This activity can be played online or downloaded to play offline.

*For Use:* at the end of the unit

*Time to Complete:* 45 minutes to 1 hour

# CHARLOTTE'S WEB TEKS

Content Area: Language Arts

Grade Level: 4

[Excel](#)

[PDF](#)

# MEET YOUR STORYTELLER

## Avonne Brooker-Rutowski

### My Bio:

I was born Deaf to Deaf parents and mainstreamed in a public school without a certified interpreter for five years, so I can relate well to a lot of students who attend public schools. After graduation, I attended Gallaudet University and graduated with a BA in Psychology, followed by a Masters degree in Deaf Education at McDaniel College. I concluded my higher education work at Gallaudet Leadership Institute with an Education Specialist degree. Right after graduate school, I started my first job as a preschool teacher at Texas School for the Deaf (TSD) and taught there for eight years. I then became the Principal in TSD's Elementary School for five wonderful years and was later appointed as Director of Instruction. With 20+ years of experience in Deaf Education, I am now enjoying my fifth year as an Outreach Program Specialist where I am a contributing member to the future generations of deaf and hard of hearing children. I am also on the American Society of Deaf Children's board as vice president. That's one of the reasons I enjoy working with families in Texas.

I live in Austin with my husband and two children. Both my husband and daughter are Deaf and my son is a CODA (Child of a Deaf Adult).

### Fun Facts About Me:

- I am 6th generation Deaf and 2nd generation Canadian.
- I am somewhat scared of cats, even though I have one as a pet.
- I love hockey more than football and prefer the mountains and ocean over the forest.
- I love to drink tea with milk and enjoy drinking a bit of warm milk before going to bed.
- I am not afraid of scorpions and I love to eat snails!
- I have over 100 pairs of shoes and lots more books!

### My Favorite Books:



- *Love You Forever* by Robert Munsch
- *The Three Billy Goats Gruff*

-

# SUPPORTING MATERIAL

Although all supporting materials are linked from this document, we are providing them here for your convenience.

Word/Pg. #	Picture
Sign	Synonyms 1. _____ 2. _____ 3. _____ 4. _____

Word/Pg. #	Picture
Sign	Synonyms 1. _____ 2. _____ 3. _____ 4. _____

Word/Pg. #	Picture
Sign	Synonyms 1. _____ 2. _____ 3. _____ 4. _____

Word/Pg. #	Picture
Sign	Synonyms 1. _____ 2. _____ 3. _____ 4. _____

	<b>Character's Main Problem</b>	<b>Event that led to a solution</b>	<b>Solution to the problem</b>
Wilbur			
Fern			
Mr. Arable			
Mrs. Arable			
Avery			
Templeton			
Charlotte			
Lurvy			
Uncle Zuckerman			



Name \_\_\_\_\_

Visualize

## Character Notes For Charlotte

Physical Traits:

Personality Traits:

Draw a picture of the  
character

First Impressions

Did this character overcome a problem in the story? How?

Name \_\_\_\_\_

Visualize

## Character Notes For Fern

Physical Traits:

Personality Traits:

Draw a picture of the  
character

First Impressions

Did this character overcome a problem in the story? How?

Name \_\_\_\_\_

Visualize

## Character Notes For Fern

Physical Traits:

Personality Traits:

Draw a picture of the  
character

First Impressions

Did this character overcome a problem in the story? How?

Name \_\_\_\_\_

Visualize

## Character Notes For Charlotte

Physical Traits:

Personality Traits:

Draw a picture of the  
character

First Impressions

Did this character overcome a problem in the story? How?



Name \_\_\_\_\_

Visualize

## Character Notes For Templeton

Physical Traits:

Personality Traits:

Draw a picture of the  
character

First Impressions

Did this character overcome a problem in the story? How?

Name \_\_\_\_\_

Visualize

## Character Notes For Wilbur

Physical Traits:

Personality Traits:

Draw a picture of the  
character

First Impressions

Did this character overcome a problem in the story? How?

Name \_\_\_\_\_

Visualize

## Character Notes For Wilbur

Physical Traits:

Personality Traits:

Draw a picture of the  
character

First Impressions

Did this character overcome a problem in the story? How?

Name \_\_\_\_\_

Date \_\_\_\_\_

## Charlotte's Web

### Chapter 1 Questions

Directions: Use complete sentences to answer the following questions.

1. Why was Fern so upset?

---

---

---

2. Who is Avery?

---

---

---

3. Why do you think Fern's father changed his mind?

---

---

---

4. What does Fern name the pig?

---

---

---

Name \_\_\_\_\_

Date \_\_\_\_\_

## Charlotte's Web – Chapter 2

Directions: Use complete sentences to answer the following questions.

1. Why did Wilbur dig a tunnel in the straw?

---

---

---

2. Why did Fern's dad say they needed to sell Wilbur?

---

---

---

3. Why did Fern's uncle decide to buy Wilbur?

---

---

---

4. How do you think Wilbur felt when he went to live at Zuckerman's farm?

---

---

---




Name \_\_\_\_\_

Date \_\_\_\_\_

## Charlotte's Web – Chapter 3

Directions: Answer each question thoroughly with complete sentences.

1. Draw a picture of the barn at Zuckerman's farm.



2. Why is Wilbur bored in the barnyard?

---

---

---

3. Why do you think the goose encouraged Wilbur to break out of the pen?

---

---

---

4. Why do you think Wilbur wanted back inside his pen?

---

---

---

Name \_\_\_\_\_

Date \_\_\_\_\_

## Charlotte's Web – Chapter 4

Directions: Answer each question thoroughly with complete sentences.

1. What happened to Wilbur's plans for the day?

---

---

---

2. What made Wilbur cry?

---

---

---

3. Describe Templeton. Use evidence from the book to support your description.

---

---

---

4. Who do you think said, "Do you want a friend, Wilbur? I'll be a friend to you"?

---

---

---

Name \_\_\_\_\_

Date \_\_\_\_\_

## Charlotte's Web

### Chapter 5 Questions

Directions: Use complete sentences to answer the following questions.

1. Why does Wilbur have trouble sleeping?

---

---

---

2. Using words from the book, describe Charlotte.

---

---

---

3. What did Charlotte say that finally convinced Wilbur that catching bugs and drinking their blood was ok?

---

---

---

4. What did goose know about Wilbur that Wilbur didn't know?

---

---

---

Name \_\_\_\_\_

Date \_\_\_\_\_

## Charlotte's Web

### Chapter 6 Questions

Directions: Use complete sentences to answer the following questions.

1. What season is it in Chapter 6? Describe it.

---

---

---

2. What did Avery and Fern like to do?

---

---

---

3. What did the geese worry Templeton would do?

---

---

---

4. What did Charlotte say would happen if the egg broke?

---

---

---

Name \_\_\_\_\_

Date \_\_\_\_\_

## Charlotte's Web

### Chapter 7 Questions

Directions: Use complete sentences to answer the following questions.

1. What does the old sheep say would happen to Wilbur when the weather got cold?

---

---

---

2. What did Wilbur do when the sheep told him this?

---

---

---

3. What do you think Charlotte will do to save Wilbur?

---

---

---



Name \_\_\_\_\_

Date \_\_\_\_\_

## Charlotte's Web – Chapter 8

Directions: Answer each question thoroughly with complete sentences.

1. What is a gosling?

---

---

---

2. Why did Mrs. Arable look at her daughter with a “queer, worried look?”

---

---

---

3. Have you ever felt like you could understand an animal?

---

---

---

4. How does Fern know so much about the conversations that the animals have with one another?

---

---

---

Name \_\_\_\_\_

Date \_\_\_\_\_

## Charlotte's Web – Chapter 9

Directions: Answer each question thoroughly with complete sentences.

1. What is unique about the way a spider's body is built?

---

---

---

2. Why do you think Wilbur wanted to make a web?

---

---

---

3. What comparison does Charlotte make between her web and a bridge?

---

---

---

4. How do you think a spider could save a pig?

---

---

---

Name \_\_\_\_\_

Date \_\_\_\_\_

## Charlotte's Web

### Chapter 10 Questions

Directions: Use complete sentences to answer the following questions.

1. What does "gullible" mean?

---

---

---

2. What happened with Avery's frog?

---

---

---

3. How does Avery try to capture Charlotte?

---

---

---

4. What happened when Avery fell?

---

---

---

Name \_\_\_\_\_

Date \_\_\_\_\_

## Charlotte's Web

### Chapter 11 Questions

Directions: Use complete sentences to answer the following questions.

1. What was in Charlotte's Web?

---

---

---

2. Who did Mr. Zuckerman go see? Why?

---

---

---

3. What were so many people coming to Mr. Zuckerman's farm?

---

---

---

4. What was Avery's punishment for trying to catch Charlotte?

---

---

---

Name \_\_\_\_\_

Date \_\_\_\_\_

## Charlotte's Web

### Chapter 12 Questions

Directions: Use complete sentences to answer the following questions.

1. Why do the animals have a meeting?

---

---

---

2. What do the animals want Templeton to do?

---

---

---

3. Why did Templeton decide to help?

---

---

---

4. If you could write a word or phrase in Charlotte's web what would it be?

---

---

---



Name \_\_\_\_\_

Date \_\_\_\_\_

## Charlotte's Web

### Chapter 13 Questions

Directions: Use complete sentences to answer the following questions.

1. What did Mr. Zuckerman see in Charlotte's web?

---

---

---

2. Where did Mr. Zuckerman decide he wanted to take Wilbur?

---

---

---

3. What did Mr. Zuckerman tell Lurvy to build?

---

---

---

4. What did Charlotte do to help Wilbur go to sleep?

---

---

---

Name \_\_\_\_\_

Date \_\_\_\_\_

## Charlotte's Web

### Chapter 14 Questions

Directions: Use complete sentences to answer the following questions.

1. What did Mrs. Arable want Fern to do instead of going to the barn?

---

---

---

2. Why does Fern like spending time in the barn?

---

---

---

3. Why did Mrs. Arable talk to Dr. Dorian?

---

---

---

4. What did Dr. Dorian tell Mrs. Arable?

---

---

---

Name \_\_\_\_\_

Date \_\_\_\_\_

## Charlotte's Web

### Chapter 15 Questions

Directions: Use complete sentences to answer the following questions.

1. How does everyone know that summer was about to end?

---

---

---

2. What words in the book described Wilbur's behavior even with all the attention?

---

---

---

3. Why does Charlotte want to stay home and not go to the fair?

---

---

---

4. Was it fair for Wilbur to beg Charlotte to go to the fair? Why or why not?

---

---

---

Name \_\_\_\_\_

Date \_\_\_\_\_

## Charlotte's Web

### Chapter 16 Questions

Directions: Use complete sentences to answer the following questions.

1. What does Avery dream about the night before the fair?

---

---

---

2. What does Mrs. Zuckerman use to bathe Wilbur?

---

---

---

3. Why did Templeton change his mind about going to the fair?

---

---

---

4. Why did Wilbur faint?

---

---

---

Name \_\_\_\_\_

Date \_\_\_\_\_

## Charlotte's Web

### Chapter 17 Questions

Directions: Use complete sentences to answer the following questions.

1. Why are Fern and Avery excited when they get to the fair?

---

---

---

2. What does Charlotte see in the pen next to Wilbur's pen?

---

---

---

3. What does the word "listless" mean?

---

---

---

4. How did Wilbur feel about Charlotte not feeling well?

---

---

---

Name \_\_\_\_\_

Date \_\_\_\_\_

## Charlotte's Web

### Chapter 18 Questions

Directions: Use complete sentences to answer the following questions.

1. Why did Charlotte say she would be "writing for the last time"?

---

---

---

2. Why was Templeton excited to go to the fair grounds after everyone left?

---

---

---

3. What do you think Charlotte was making when she was not in her web?

---

---

---

4. How did Fern feel about her day at the fair?

---

---

---



Name \_\_\_\_\_

Date \_\_\_\_\_

## Charlotte's Web

### Chapter 19 Questions

Directions: Use complete sentences to answer the following questions.

1. How does Charlotte keep her eggs warm and dry?

---

---

---

2. Why do you think Charlotte won't see her children?

---

---

---

3. How many eggs did Charlotte lay?

---

---

---

4. Why did Mr. Zuckerman take Wilbur to the judges booth?

---

---

---

Name \_\_\_\_\_

Date \_\_\_\_\_

## Charlotte's Web

### Chapter 20 Questions

Directions: Use complete sentences to answer the following questions.

1. What prize did the judges give Mr. Zuckerman?

---

---

---

2. How do you think Charlotte felt when they said "spiders cannot write"?

---

---

---

3. How did Templeton wake Wilbur up after he fainted?

---

---

---

4. What did Avery do when he got splashed with water?

---

---

---

Name \_\_\_\_\_

Date \_\_\_\_\_

## Charlotte's Web

### Chapter 21 Questions

Directions: Use complete sentences to answer the following questions.

1. Why can't Charlotte go back to the barn?

---

---

---

2. Why is Wilbur so upset after he talks with Charlotte?

---

---

---

3. What deal did Wilbur make with Templeton?

---

---

---

4. How do you feel at the end of this chapter? Why?

---

---

---

Name \_\_\_\_\_

Date \_\_\_\_\_

## Charlotte's Web

### Chapter 22 Questions

Directions: Use complete sentences to answer the following questions.

1. Have you ever had a lump come to your throat? What does that mean?

---

---

---

2. How did the animals know that it was Spring time? \_\_\_\_\_

---

---

3. What did most of Charlotte's children do after they were born?

---

---

---


4. Wilbur said Charlotte was a good friend. Describe what he means.

---


---

---

# Charlotte's Web



## Vocabulary



# How to use this powerpoint

- If Paper:
  - Distribute to students in digital format, OR use together in class with “4 Square” worksheet
  - Students fill out one 4 square paper for each vocabulary word assigned
  - Keep all 4 square papers in their interactive journals or other easy to access location.
  
- If Digital:
  - Students go into each slide and fill in the missing information
  - Students replace the “photo” icon with a picture from the internet that represents the vocabulary word.
  - Students replace the “sign” icon with a picture or video of his/herself signing the word.
  - Students email their completed powerpoint to the teacher, or teacher uses rubric to assess powerpoints on individual devices.



# Chapter 1 Vocabulary

## Injustice

A sentence using the word

## Picture



## Sign



## Synonyms

1. \_\_\_\_\_
2. \_\_\_\_\_.
3. \_\_\_\_\_.
4. \_\_\_\_\_.

# Chapter 1 Vocabulary

## Runt

A sentence using the word

## Picture



## Sign



## Synonyms

1. \_\_\_\_\_
2. \_\_\_\_\_.
3. \_\_\_\_\_.
4. \_\_\_\_\_.

# Chapter 1 Vocabulary

## Distribute

A sentence using the word

## Picture



## Sign



## Synonyms

1. \_\_\_\_\_
2. \_\_\_\_\_.
3. \_\_\_\_\_.
4. \_\_\_\_\_.

# Chapter 1 Vocabulary

## Miserable

A sentence using the word

## Picture



## Sign



## Synonyms

1. \_\_\_\_\_
2. \_\_\_\_\_.
3. \_\_\_\_\_.
4. \_\_\_\_\_.



# Chapter 1 Vocabulary

## Specimen

A sentence using the word

## Picture



## Sign



## Synonyms

1. \_\_\_\_\_
2. \_\_\_\_\_.
3. \_\_\_\_\_.
4. \_\_\_\_\_.

# Chapter 1 Vocabulary

## Promptly

A sentence using the word

## Picture



## Sign



## Synonyms

1. \_\_\_\_\_
2. \_\_\_\_\_.
3. \_\_\_\_\_.
4. \_\_\_\_\_.



# Chapter 1 Vocabulary

## Appetite

A sentence using the word

## Picture




## Sign




## Synonyms

1. \_\_\_\_\_
2. \_\_\_\_\_.
3. \_\_\_\_\_.
4. \_\_\_\_\_.

# Charlotte's Web



## Vocabulary



# How to use this powerpoint

- If Paper:
  - Distribute to students in digital format, OR use together in class with “4 Square” worksheet
  - Students fill out one 4 square paper for each vocabulary word assigned
  - Keep all 4 square papers in their interactive journals or other easy to access location.
  
- If Digital:
  - Students go into each slide and fill in the missing information
  - Students replace the “photo” icon with a picture from the internet that represents the vocabulary word.
  - Students replace the “sign” icon with a picture or video of his/herself signing the word.
  - Students email their completed powerpoint to the teacher, or teacher uses rubric to assess powerpoints on individual devices.



# Chapter 2 Vocabulary

## Enchanted

A sentence using the word

## Picture



## Sign



## Synonyms

1. \_\_\_\_\_
2. \_\_\_\_\_.
3. \_\_\_\_\_.
4. \_\_\_\_\_.

# Chapter 2 Vocabulary

## Relieved

A sentence using the word

## Picture



## Sign



## Synonyms

1. \_\_\_\_\_
2. \_\_\_\_\_.
3. \_\_\_\_\_.
4. \_\_\_\_\_.

# Chapter 2 Vocabulary

## Vanished

A sentence using the word

## Picture



## Sign



## Synonyms

1. \_\_\_\_\_
2. \_\_\_\_\_.
3. \_\_\_\_\_.
4. \_\_\_\_\_.



# Chapter 2 Vocabulary

## Amused

A sentence using the word

## Picture



## Sign



## Synonyms

1. \_\_\_\_\_
2. \_\_\_\_\_.
3. \_\_\_\_\_.
4. \_\_\_\_\_.

# Chapter 2 Vocabulary

## Delightfully

A sentence using the word

## Picture



## Sign



## Synonyms

1. \_\_\_\_\_
2. \_\_\_\_\_.
3. \_\_\_\_\_.
4. \_\_\_\_\_.

# Chapter 2 Vocabulary

Manure

A sentence using the word

Picture



Sign




Synonyms

1. \_\_\_\_\_
2. \_\_\_\_\_.
3. \_\_\_\_\_.
4. \_\_\_\_\_.



# Charlotte's Web



## Vocabulary



STATEWIDE  
OUTREACH  
CENTER

AT TEXAS SCHOOL FOR THE DEAF

# How to use this powerpoint

- If Paper:
  - Distribute to students in digital format, OR use together in class with “4 Square” worksheet
  - Students fill out one 4 square paper for each vocabulary word assigned
  - Keep all 4 square papers in their interactive journals or other easy to access location.
  
- If Digital:
  - Students go into each slide and fill in the missing information
  - Students replace the “photo” icon with a picture from the internet that represents the vocabulary word.
  - Students replace the “sign” icon with a picture or video of his/herself signing the word.
  - Students email their completed powerpoint to the teacher, or teacher uses rubric to assess powerpoints on individual devices.

# Chapter 3 Vocabulary

## Perspiration

A sentence using the word

## Picture



## Sign



## Synonyms

1. \_\_\_\_\_
2. \_\_\_\_\_.
3. \_\_\_\_\_.
4. \_\_\_\_\_.



# Chapter 3 Vocabulary

## Patient

A sentence using the word

## Picture



## Sign



## Synonyms

1. \_\_\_\_\_
2. \_\_\_\_\_.
3. \_\_\_\_\_.
4. \_\_\_\_\_.

# Chapter 3 Vocabulary

## Loft

A sentence using the word

## Picture



## Sign



## Synonyms

1. \_\_\_\_\_
2. \_\_\_\_\_.
3. \_\_\_\_\_.
4. \_\_\_\_\_.

# Chapter 3 Vocabulary

## Scythes

A sentence using the word

## Picture



## Sign



## Synonyms

1. \_\_\_\_\_
2. \_\_\_\_\_.
3. \_\_\_\_\_.
4. \_\_\_\_\_.

# Chapter 3 Vocabulary

## Orchard

A sentence using the word

## Picture



## Sign



## Synonyms

1. \_\_\_\_\_
2. \_\_\_\_\_.
3. \_\_\_\_\_.
4. \_\_\_\_\_.



# Chapter 3 Vocabulary

## Commotion

A sentence using the word

## Picture



## Sign



## Synonyms

1. \_\_\_\_\_
2. \_\_\_\_\_.
3. \_\_\_\_\_.
4. \_\_\_\_\_.



# Chapter 3 Vocabulary

## Dazed

A sentence using the word

## Picture



## Sign



## Synonyms

1. \_\_\_\_\_
2. \_\_\_\_\_.
3. \_\_\_\_\_.
4. \_\_\_\_\_.

# Chapter 3 Vocabulary

## Hullabaloo

A sentence using the word

## Picture



## Sign



## Synonyms

1. \_\_\_\_\_
2. \_\_\_\_\_.
3. \_\_\_\_\_.
4. \_\_\_\_\_.

# Chapter 3 Vocabulary

## Commotion

A sentence using the word

## Picture



## Sign



## Synonyms

1. \_\_\_\_\_
2. \_\_\_\_\_.
3. \_\_\_\_\_.
4. \_\_\_\_\_.

# Chapter 3 Vocabulary

## Instructions

A sentence using the word

## Picture



## Sign



## Synonyms

1. \_\_\_\_\_
2. \_\_\_\_\_.
3. \_\_\_\_\_.
4. \_\_\_\_\_.



# Chapter 3 Vocabulary

## Reconsider

A sentence using the word

## Picture



## Sign



## Synonyms

1. \_\_\_\_\_
2. \_\_\_\_\_.
3. \_\_\_\_\_.
4. \_\_\_\_\_.



# Chapter 3 Vocabulary

## Appealing

A sentence using the word

## Picture



## Sign



## Synonyms

1. \_\_\_\_\_
2. \_\_\_\_\_.
3. \_\_\_\_\_.
4. \_\_\_\_\_.

# Chapter 3 Vocabulary

## Praise

A sentence using the word

## Picture




## Sign




## Synonyms

1. \_\_\_\_\_
2. \_\_\_\_\_.
3. \_\_\_\_\_.
4. \_\_\_\_\_.

# Charlotte's Web



## Vocabulary





# How to use this powerpoint

- If Paper:
  - Distribute to students in digital format, OR use together in class with “4 Square” worksheet
  - Students fill out one 4 square paper for each vocabulary word assigned
  - Keep all 4 square papers in their interactive journals or other easy to access location.
  
- If Digital:
  - Students go into each slide and fill in the missing information
  - Students replace the “photo” icon with a picture from the internet that represents the vocabulary word.
  - Students replace the “sign” icon with a picture or video of his/herself signing the word.
  - Students email their completed powerpoint to the teacher, or teacher uses rubric to assess powerpoints on individual devices.

# Chapter 4 Vocabulary

## Gloomily

A sentence using the word

## Picture



## Sign



## Synonyms

1. \_\_\_\_\_
2. \_\_\_\_\_.
3. \_\_\_\_\_.
4. \_\_\_\_\_.



# Chapter 4 Vocabulary

## Honestly

A sentence using the word

## Picture



## Sign



## Synonyms

1. \_\_\_\_\_
2. \_\_\_\_\_.
3. \_\_\_\_\_.
4. \_\_\_\_\_.

# Chapter 4 Vocabulary

## Steadily

A sentence using the word

## Picture



## Sign



## Synonyms

1. \_\_\_\_\_
2. \_\_\_\_\_.
3. \_\_\_\_\_.
4. \_\_\_\_\_.

# Chapter 4 Vocabulary

## Budge

A sentence using the word

## Picture



## Sign



## Synonyms

1. \_\_\_\_\_
2. \_\_\_\_\_.
3. \_\_\_\_\_.
4. \_\_\_\_\_.

# Chapter 4 Vocabulary

## Mentioned

A sentence using the word

## Picture



## Sign



## Synonyms

1. \_\_\_\_\_
2. \_\_\_\_\_.
3. \_\_\_\_\_.
4. \_\_\_\_\_.



# Chapter 4 Vocabulary

## Bitterly

A sentence using the word

## Picture



## Sign



## Synonyms

1. \_\_\_\_\_
2. \_\_\_\_\_.
3. \_\_\_\_\_.
4. \_\_\_\_\_.



# Chapter 4 Vocabulary

## Absolutely

A sentence using the word

## Picture



## Sign



## Synonyms

1. \_\_\_\_\_
2. \_\_\_\_\_.
3. \_\_\_\_\_.
4. \_\_\_\_\_.

# Chapter 4 Vocabulary

## Frolic

A sentence using the word

## Picture



## Sign



## Synonyms

1. \_\_\_\_\_
2. \_\_\_\_\_.
3. \_\_\_\_\_.
4. \_\_\_\_\_.

# Chapter 4 Vocabulary

## Cautiously

A sentence using the word

## Picture



## Sign



## Synonyms

1. \_\_\_\_\_
2. \_\_\_\_\_.
3. \_\_\_\_\_.
4. \_\_\_\_\_.

# Chapter 4 Vocabulary

Trough  
h

A sentence using the word

Picture



Sign



Synonyms

1. \_\_\_\_\_
2. \_\_\_\_\_.
3. \_\_\_\_\_.
4. \_\_\_\_\_.



# Chapter 4 Vocabulary

## Certainly

A sentence using the word

## Picture



## Sign



## Synonyms

1. \_\_\_\_\_
2. \_\_\_\_\_.
3. \_\_\_\_\_.
4. \_\_\_\_\_.



# Chapter 4 Vocabulary

## Endure

A sentence using the word

## Picture



## Sign



## Synonyms

1. \_\_\_\_\_
2. \_\_\_\_\_.
3. \_\_\_\_\_.
4. \_\_\_\_\_.

# Chapter 4 Vocabulary

## Occasionally

A sentence using the word

## Picture




## Sign




## Synonyms

1. \_\_\_\_\_
2. \_\_\_\_\_.
3. \_\_\_\_\_.
4. \_\_\_\_\_.

# Charlotte's Web



## Vocabulary





# How to use this powerpoint

- If Paper:
  - Distribute to students in digital format, OR use together in class with “4 Square” worksheet
  - Students fill out one 4 square paper for each vocabulary word assigned
  - Keep all 4 square papers in their interactive journals or other easy to access location.
  
- If Digital:
  - Students go into each slide and fill in the missing information
  - Students replace the “photo” icon with a picture from the internet that represents the vocabulary word.
  - Students replace the “sign” icon with a picture or video of his/herself signing the word.
  - Students email their completed powerpoint to the teacher, or teacher uses rubric to assess powerpoints on individual devices.

# Chapter 5 Vocabulary

## Gnawing

A sentence using the word

## Picture



## Sign



## Synonyms

1. \_\_\_\_\_
2. \_\_\_\_\_.
3. \_\_\_\_\_.
4. \_\_\_\_\_.



# Chapter 5 Vocabulary

## Approximately

A sentence using the word

## Picture



## Sign



## Synonyms

1. \_\_\_\_\_
2. \_\_\_\_\_.
3. \_\_\_\_\_.
4. \_\_\_\_\_.

# Chapter 5 Vocabulary

## Disgust

A sentence using the word

## Picture



## Sign



## Synonyms

1. \_\_\_\_\_
2. \_\_\_\_\_.
3. \_\_\_\_\_.
4. \_\_\_\_\_.

# Chapter 5 Vocabulary

## Appropriate

A sentence using the word

## Picture



## Sign



## Synonyms

1. \_\_\_\_\_
2. \_\_\_\_\_.
3. \_\_\_\_\_.
4. \_\_\_\_\_.

# Chapter 5 Vocabulary

## Salutations

A sentence using the word

## Picture



## Sign



## Synonyms

1. \_\_\_\_\_
2. \_\_\_\_\_.
3. \_\_\_\_\_.
4. \_\_\_\_\_.



# Chapter 5 Vocabulary

## Expression

A sentence using the word

## Picture



## Sign



## Synonyms

1. \_\_\_\_\_
2. \_\_\_\_\_.
3. \_\_\_\_\_.
4. \_\_\_\_\_.



# Chapter 5 Vocabulary

## Objectionable

A sentence using the word

## Picture



## Sign



## Synonyms

1. \_\_\_\_\_
2. \_\_\_\_\_
3. \_\_\_\_\_
4. \_\_\_\_\_

# Chapter 5 Vocabulary

## Furiously

A sentence using the word

## Picture



## Sign



## Synonyms

1. \_\_\_\_\_
2. \_\_\_\_\_.
3. \_\_\_\_\_.
4. \_\_\_\_\_.

# Chapter 5 Vocabulary

## Blundered

A sentence using the word

## Picture



## Sign



## Synonyms

1. \_\_\_\_\_
2. \_\_\_\_\_.
3. \_\_\_\_\_.
4. \_\_\_\_\_.

# Chapter 5 Vocabulary

## Inheritance

A sentence using the word

## Picture



## Sign



## Synonyms

1. \_\_\_\_\_
2. \_\_\_\_\_.
3. \_\_\_\_\_.
4. \_\_\_\_\_.



# Chapter 5 Vocabulary

Innocent

A sentence using the word

Picture



Sign



Synonyms

1. \_\_\_\_\_
2. \_\_\_\_\_.
3. \_\_\_\_\_.
4. \_\_\_\_\_.



# Chapter 5 Vocabulary

## Excitement

A sentence using the word

## Picture




## Sign



## Synonyms

1. \_\_\_\_\_
2. \_\_\_\_\_.
3. \_\_\_\_\_.
4. \_\_\_\_\_.

# Charlotte's Web



## Vocabulary



STATEWIDE  
OUTREACH  
CENTER

AT TEXAS SCHOOL FOR THE DEAF

# How to use this powerpoint

- If Paper:
  - Distribute to students in digital format, OR use together in class with “4 Square” worksheet
  - Students fill out one 4 square paper for each vocabulary word assigned
  - Keep all 4 square papers in their interactive journals or other easy to access location.
  
- If Digital:
  - Students go into each slide and fill in the missing information
  - Students replace the “photo” icon with a picture from the internet that represents the vocabulary word.
  - Students replace the “sign” icon with a picture or video of his/herself signing the word.
  - Students email their completed powerpoint to the teacher, or teacher uses rubric to assess powerpoints on individual devices.



# Chapter 6 Vocabulary

## Morals

A sentence using the word

## Picture



## Sign



## Synonyms

1. \_\_\_\_\_
2. \_\_\_\_\_.
3. \_\_\_\_\_.
4. \_\_\_\_\_.

# Chapter 6 Vocabulary

## Scruples

A sentence using the word

## Picture



## Sign



## Synonyms

1. \_\_\_\_\_
2. \_\_\_\_\_.
3. \_\_\_\_\_.
4. \_\_\_\_\_.



# Chapter 6 Vocabulary

## Decency

A sentence using the word

## Picture



## Sign



## Synonyms

1. \_\_\_\_\_
2. \_\_\_\_\_.
3. \_\_\_\_\_.
4. \_\_\_\_\_.

# Chapter 6 Vocabulary

## Consideration

A sentence using the word

## Picture



## Sign



## Synonyms

1. \_\_\_\_\_
2. \_\_\_\_\_.
3. \_\_\_\_\_.
4. \_\_\_\_\_.

# Chapter 6 Vocabulary

## Compunctions

A sentence using the word

## Picture



## Sign



## Synonyms

1. \_\_\_\_\_
2. \_\_\_\_\_.
3. \_\_\_\_\_.
4. \_\_\_\_\_.

# Chapter 6 Vocabulary

## Ancient

A sentence using the word

## Picture



## Sign



## Synonyms

1. \_\_\_\_\_
2. \_\_\_\_\_.
3. \_\_\_\_\_.
4. \_\_\_\_\_.



# Chapter 6 Vocabulary

## Untenable

A sentence using the word

## Picture



## Sign




## Synonyms


1. \_\_\_\_\_
2. \_\_\_\_\_.
3. \_\_\_\_\_.
4. \_\_\_\_\_.



# Charlotte's Web



## Vocabulary



# How to use this powerpoint

- If Paper:
  - Distribute to students in digital format, OR use together in class with “4 Square” worksheet
  - Students fill out one 4 square paper for each vocabulary word assigned
  - Keep all 4 square papers in their interactive journals or other easy to access location.
  
- If Digital:
  - Students go into each slide and fill in the missing information
  - Students replace the “photo” icon with a picture from the internet that represents the vocabulary word.
  - Students replace the “sign” icon with a picture or video of his/herself signing the word.
  - Students email their completed powerpoint to the teacher, or teacher uses rubric to assess powerpoints on individual devices.

# Chapter 7 Vocabulary

## Anesthetic

A sentence using the word

## Picture



## Sign



## Synonyms

1. \_\_\_\_\_
2. \_\_\_\_\_.
3. \_\_\_\_\_.
4. \_\_\_\_\_.



# Chapter 7 Vocabulary

## Envy

A sentence using the word

## Picture



## Sign



## Synonyms

1. \_\_\_\_\_
2. \_\_\_\_\_.
3. \_\_\_\_\_.
4. \_\_\_\_\_.

# Chapter 7 Vocabulary

## Conspiracy

A sentence using the word

## Picture



## Sign



## Synonyms

1. \_\_\_\_\_
2. \_\_\_\_\_.
3. \_\_\_\_\_.
4. \_\_\_\_\_.



# Chapter 7 Vocabulary

## Hysterics

A sentence using the word

## Picture




## Sign




## Synonyms

1. \_\_\_\_\_
2. \_\_\_\_\_.
3. \_\_\_\_\_.
4. \_\_\_\_\_.

# Charlotte's Web



## Vocabulary



# How to use this powerpoint

- If Paper:
  - Distribute to students in digital format, OR use together in class with “4 Square” worksheet
  - Students fill out one 4 square paper for each vocabulary word assigned
  - Keep all 4 square papers in their interactive journals or other easy to access location.
  
- If Digital:
  - Students go into each slide and fill in the missing information
  - Students replace the “photo” icon with a picture from the internet that represents the vocabulary word.
  - Students replace the “sign” icon with a picture or video of his/herself signing the word.
  - Students email their completed powerpoint to the teacher, or teacher uses rubric to assess powerpoints on individual devices.



# Chapter 8 Vocabulary

## Vaguely

A sentence using the word

## Picture



## Sign



## Synonyms

1. \_\_\_\_\_
2. \_\_\_\_\_.
3. \_\_\_\_\_.
4. \_\_\_\_\_.

# Chapter 8 Vocabulary

## Gratified

A sentence using the word

## Picture



## Sign



## Synonyms

1. \_\_\_\_\_
2. \_\_\_\_\_.
3. \_\_\_\_\_.
4. \_\_\_\_\_.



# Chapter 8 Vocabulary

## Unremitting

A sentence using the word

## Picture




## Sign




## Synonyms

1. \_\_\_\_\_
2. \_\_\_\_\_.
3. \_\_\_\_\_.
4. \_\_\_\_\_.

# Charlotte's Web



## Vocabulary



# How to use this powerpoint

- If Paper:
  - Distribute to students in digital format, OR use together in class with “4 Square” worksheet
  - Students fill out one 4 square paper for each vocabulary word assigned
  - Keep all 4 square papers in their interactive journals or other easy to access location.
  
- If Digital:
  - Students go into each slide and fill in the missing information
  - Students replace the “photo” icon with a picture from the internet that represents the vocabulary word.
  - Students replace the “sign” icon with a picture or video of his/herself signing the word.
  - Students email their completed powerpoint to the teacher, or teacher uses rubric to assess powerpoints on individual devices.



# Chapter 9 Vocabulary

## Sedentary

A sentence using the word

## Picture




## Sign




## Synonyms

1. \_\_\_\_\_
2. \_\_\_\_\_.
3. \_\_\_\_\_.
4. \_\_\_\_\_.

# Charlotte's Web



## Vocabulary





# How to use this powerpoint

- If Paper:
  - Distribute to students in digital format, OR use together in class with “4 Square” worksheet
  - Students fill out one 4 square paper for each vocabulary word assigned
  - Keep all 4 square papers in their interactive journals or other easy to access location.
  
- If Digital:
  - Students go into each slide and fill in the missing information
  - Students replace the “photo” icon with a picture from the internet that represents the vocabulary word.
  - Students replace the “sign” icon with a picture or video of his/herself signing the word.
  - Students email their completed powerpoint to the teacher, or teacher uses rubric to assess powerpoints on individual devices.

# Chapter 10 Vocabulary

## Sedentary

A sentence using the word

## Picture



## Sign



## Synonyms

1. \_\_\_\_\_
2. \_\_\_\_\_.
3. \_\_\_\_\_.
4. \_\_\_\_\_.

# Chapter 10 Vocabulary

## Crisis

A sentence using the word

## Picture



## Sign



## Synonyms

1. \_\_\_\_\_
2. \_\_\_\_\_.
3. \_\_\_\_\_.
4. \_\_\_\_\_.

# Chapter 10 Vocabulary

## Scuttled

A sentence using the word

## Picture



## Sign




## Synonyms


1. \_\_\_\_\_
2. \_\_\_\_\_.
3. \_\_\_\_\_.
4. \_\_\_\_\_.



# Charlotte's Web



## Vocabulary





# How to use this powerpoint

- If Paper:
  - Distribute to students in digital format, OR use together in class with “4 Square” worksheet
  - Students fill out one 4 square paper for each vocabulary word assigned
  - Keep all 4 square papers in their interactive journals or other easy to access location.
  
- If Digital:
  - Students go into each slide and fill in the missing information
  - Students replace the “photo” icon with a picture from the internet that represents the vocabulary word.
  - Students replace the “sign” icon with a picture or video of his/herself signing the word.
  - Students email their completed powerpoint to the teacher, or teacher uses rubric to assess powerpoints on individual devices.

# Chapter 11 Vocabulary

## Ordinary

A sentence using the word

## Picture




## Sign




## Synonyms

1. \_\_\_\_\_
2. \_\_\_\_\_.
3. \_\_\_\_\_.
4. \_\_\_\_\_.

# Charlotte's Web



## Vocabulary





# How to use this powerpoint

- If Paper:
  - Distribute to students in digital format, OR use together in class with “4 Square” worksheet
  - Students fill out one 4 square paper for each vocabulary word assigned
  - Keep all 4 square papers in their interactive journals or other easy to access location.
  
- If Digital:
  - Students go into each slide and fill in the missing information
  - Students replace the “photo” icon with a picture from the internet that represents the vocabulary word.
  - Students replace the “sign” icon with a picture or video of his/herself signing the word.
  - Students email their completed powerpoint to the teacher, or teacher uses rubric to assess powerpoints on individual devices.

# Chapter 12 Vocabulary

## Idiosyncrasy

A sentence using the word

## Picture



## Sign



## Synonyms

1. \_\_\_\_\_
2. \_\_\_\_\_.
3. \_\_\_\_\_.
4. \_\_\_\_\_.



# Chapter 12 Vocabulary

## Sensational

A sentence using the word

## Picture



## Sign



## Synonyms

1. \_\_\_\_\_
2. \_\_\_\_\_.
3. \_\_\_\_\_.
4. \_\_\_\_\_.

# Chapter 12 Vocabulary

## Adjourned

A sentence using the word

## Picture




## Sign




## Synonyms

1. \_\_\_\_\_
2. \_\_\_\_\_.
3. \_\_\_\_\_.
4. \_\_\_\_\_.

# Charlotte's Web



## Vocabulary





# How to use this powerpoint

- If Paper:
  - Distribute to students in digital format, OR use together in class with “4 Square” worksheet
  - Students fill out one 4 square paper for each vocabulary word assigned
  - Keep all 4 square papers in their interactive journals or other easy to access location.
  
- If Digital:
  - Students go into each slide and fill in the missing information
  - Students replace the “photo” icon with a picture from the internet that represents the vocabulary word.
  - Students replace the “sign” icon with a picture or video of his/herself signing the word.
  - Students email their completed powerpoint to the teacher, or teacher uses rubric to assess powerpoints on individual devices.

# Chapter 13 Vocabulary

## Aeronaut

A sentence using the word

## Picture



## Sign



## Synonyms

1. \_\_\_\_\_
2. \_\_\_\_\_.
3. \_\_\_\_\_.
4. \_\_\_\_\_.



# Chapter 13 Vocabulary

## Radiant

A sentence using the word

## Picture




## Sign



## Synonyms

1. \_\_\_\_\_
2. \_\_\_\_\_.
3. \_\_\_\_\_.
4. \_\_\_\_\_.

# Charlotte's Web



## Vocabulary



STATEWIDE  
OUTREACH  
CENTER

AT TEXAS SCHOOL FOR THE DEAF

# How to use this powerpoint

- If Paper:
  - Distribute to students in digital format, OR use together in class with “4 Square” worksheet
  - Students fill out one 4 square paper for each vocabulary word assigned
  - Keep all 4 square papers in their interactive journals or other easy to access location.
  
- If Digital:
  - Students go into each slide and fill in the missing information
  - Students replace the “photo” icon with a picture from the internet that represents the vocabulary word.
  - Students replace the “sign” icon with a picture or video of his/herself signing the word.
  - Students email their completed powerpoint to the teacher, or teacher uses rubric to assess powerpoints on individual devices.



# Chapter 14 Vocabulary

## Enchanting

A sentence using the word

## Picture



## Sign




## Synonyms


1. \_\_\_\_\_
2. \_\_\_\_\_.
3. \_\_\_\_\_.
4. \_\_\_\_\_.



# Charlotte's Web



## Vocabulary



# How to use this powerpoint

- If Paper:
  - Distribute to students in digital format, OR use together in class with “4 Square” worksheet
  - Students fill out one 4 square paper for each vocabulary word assigned
  - Keep all 4 square papers in their interactive journals or other easy to access location.
  
- If Digital:
  - Students go into each slide and fill in the missing information
  - Students replace the “photo” icon with a picture from the internet that represents the vocabulary word.
  - Students replace the “sign” icon with a picture or video of his/herself signing the word.
  - Students email their completed powerpoint to the teacher, or teacher uses rubric to assess powerpoints on individual devices.

# Chapter 15 Vocabulary

## Monotonous

A sentence using the word

## Picture



## Sign



## Synonyms

1. \_\_\_\_\_
2. \_\_\_\_\_.
3. \_\_\_\_\_.
4. \_\_\_\_\_.



# Chapter 15 Vocabulary

## Reputation

A sentence using the word

## Picture



## Sign



## Synonyms

1. \_\_\_\_\_
2. \_\_\_\_\_.
3. \_\_\_\_\_.
4. \_\_\_\_\_.



# Chapter 15 Vocabulary

## Audience

A sentence using the word

## Picture



## Sign



## Synonyms

1. \_\_\_\_\_
2. \_\_\_\_\_.
3. \_\_\_\_\_.
4. \_\_\_\_\_.

# Chapter 15 Vocabulary

## Distinguish

A sentence using the word

## Picture



## Sign



## Synonyms

1. \_\_\_\_\_
2. \_\_\_\_\_.
3. \_\_\_\_\_.
4. \_\_\_\_\_.

# Chapter 15 Vocabulary

Inconvenient

A sentence using the word

Picture



Sign



Synonyms

1. \_\_\_\_\_
2. \_\_\_\_\_.
3. \_\_\_\_\_.
4. \_\_\_\_\_.

# Chapter 15 Vocabulary

## Versatile

A sentence using the word

## Picture



## Sign




## Synonyms

1. \_\_\_\_\_
2. \_\_\_\_\_.
3. \_\_\_\_\_.
4. \_\_\_\_\_.



# Charlotte's Web



## Vocabulary



STATEWIDE  
OUTREACH  
CENTER

AT TEXAS SCHOOL FOR THE DEAF

# How to use this powerpoint

- If Paper:
  - Distribute to students in digital format, OR use together in class with “4 Square” worksheet
  - Students fill out one 4 square paper for each vocabulary word assigned
  - Keep all 4 square papers in their interactive journals or other easy to access location.
  
- If Digital:
  - Students go into each slide and fill in the missing information
  - Students replace the “photo” icon with a picture from the internet that represents the vocabulary word.
  - Students replace the “sign” icon with a picture or video of his/herself signing the word.
  - Students email their completed powerpoint to the teacher, or teacher uses rubric to assess powerpoints on individual devices.

# Chapter 16 Vocabulary

## Smudge

A sentence using the word

## Picture



## Sign



## Synonyms

1. \_\_\_\_\_
2. \_\_\_\_\_.
3. \_\_\_\_\_.
4. \_\_\_\_\_.



# Chapter 16 Vocabulary

## Cautiously

A sentence using the word

## Picture



## Sign



## Synonyms

1. \_\_\_\_\_
2. \_\_\_\_\_.
3. \_\_\_\_\_.
4. \_\_\_\_\_.



# Chapter 16 Vocabulary

## Delicious

A sentence using the word

## Picture



## Sign



## Synonyms

1. \_\_\_\_\_
2. \_\_\_\_\_.
3. \_\_\_\_\_.
4. \_\_\_\_\_.

# Chapter 16 Vocabulary

## Paradise

A sentence using the word

## Picture



## Sign



## Synonyms

1. \_\_\_\_\_
2. \_\_\_\_\_.
3. \_\_\_\_\_.
4. \_\_\_\_\_.

# Chapter 16 Vocabulary

## Particle

A sentence using the word

## Picture



## Sign



## Synonyms

1. \_\_\_\_\_
2. \_\_\_\_\_.
3. \_\_\_\_\_.
4. \_\_\_\_\_.

# Chapter 16 Vocabulary

## Veritable

A sentence using the word

## Picture



## Sign



## Synonyms

1. \_\_\_\_\_
2. \_\_\_\_\_.
3. \_\_\_\_\_.
4. \_\_\_\_\_.



# Chapter 16 Vocabulary

## Fragments

A sentence using the word

## Picture



## Sign



## Synonyms

1. \_\_\_\_\_
2. \_\_\_\_\_
3. \_\_\_\_\_
4. \_\_\_\_\_

# Chapter 16 Vocabulary

## Loot

A sentence using the word

## Picture



## Sign



## Synonyms

1. \_\_\_\_\_
2. \_\_\_\_\_.
3. \_\_\_\_\_.
4. \_\_\_\_\_.

# Chapter 16 Vocabulary

## Cargo

A sentence using the word

## Picture



## Sign



## Synonyms

1. \_\_\_\_\_
2. \_\_\_\_\_.
3. \_\_\_\_\_.
4. \_\_\_\_\_.

# Chapter 16 Vocabulary

## Struggled

A sentence using the word

## Picture



## Sign



## Synonyms

1. \_\_\_\_\_
2. \_\_\_\_\_.
3. \_\_\_\_\_.
4. \_\_\_\_\_.



# Chapter 16 Vocabulary

## Bewitched

A sentence using the word

## Picture



## Sign



## Synonyms

1. \_\_\_\_\_
2. \_\_\_\_\_.
3. \_\_\_\_\_.
4. \_\_\_\_\_.

# Chapter 16 Vocabulary

## Pummeled

A sentence using the word

## Picture



## Sign



## Synonyms

1. \_\_\_\_\_
2. \_\_\_\_\_.
3. \_\_\_\_\_.
4. \_\_\_\_\_.

# Chapter 16 Vocabulary

## Fantastic

A sentence using the word

## Picture



## Sign




## Synonyms


1. \_\_\_\_\_
2. \_\_\_\_\_.
3. \_\_\_\_\_.
4. \_\_\_\_\_.



# Charlotte's Web



## Vocabulary





# How to use this powerpoint

- If Paper:
  - Distribute to students in digital format, OR use together in class with “4 Square” worksheet
  - Students fill out one 4 square paper for each vocabulary word assigned
  - Keep all 4 square papers in their interactive journals or other easy to access location.
  
- If Digital:
  - Students go into each slide and fill in the missing information
  - Students replace the “photo” icon with a picture from the internet that represents the vocabulary word.
  - Students replace the “sign” icon with a picture or video of his/herself signing the word.
  - Students email their completed powerpoint to the teacher, or teacher uses rubric to assess powerpoints on individual devices.

# Chapter 17 Vocabulary

## Enormous

A sentence using the word

## Picture



## Sign



## Synonyms

1. \_\_\_\_\_
2. \_\_\_\_\_.
3. \_\_\_\_\_.
4. \_\_\_\_\_.

# Chapter 17 Vocabulary

## Personality

A sentence using the word

## Picture



## Sign



## Synonyms

1. \_\_\_\_\_
2. \_\_\_\_\_.
3. \_\_\_\_\_.
4. \_\_\_\_\_.

# Chapter 17 Vocabulary

## Interview

W

A sentence using the word

## Picture



## Sign




## Synonyms


1. \_\_\_\_\_
2. \_\_\_\_\_.
3. \_\_\_\_\_.
4. \_\_\_\_\_.



# Charlotte's Web

A small illustration of a pig, likely Wilbur, is positioned to the right of the title.

## Vocabulary



# How to use this powerpoint

- If Paper:
  - Distribute to students in digital format, OR use together in class with “4 Square” worksheet
  - Students fill out one 4 square paper for each vocabulary word assigned
  - Keep all 4 square papers in their interactive journals or other easy to access location.
  
- If Digital:
  - Students go into each slide and fill in the missing information
  - Students replace the “photo” icon with a picture from the internet that represents the vocabulary word.
  - Students replace the “sign” icon with a picture or video of his/herself signing the word.
  - Students email their completed powerpoint to the teacher, or teacher uses rubric to assess powerpoints on individual devices.

# Chapter 18 Vocabulary

Humble

A sentence using the word

Picture



Sign



Synonyms

1. \_\_\_\_\_
2. \_\_\_\_\_.
3. \_\_\_\_\_.
4. \_\_\_\_\_.



# Chapter 18 Vocabulary

## Masterpiece

A sentence using the word

## Picture



## Sign




## Synonyms


1. \_\_\_\_\_
2. \_\_\_\_\_.
3. \_\_\_\_\_.
4. \_\_\_\_\_.



# Charlotte's Web



## Vocabulary



# How to use this powerpoint

- If Paper:
  - Distribute to students in digital format, OR use together in class with “4 Square” worksheet
  - Students fill out one 4 square paper for each vocabulary word assigned
  - Keep all 4 square papers in their interactive journals or other easy to access location.
  
- If Digital:
  - Students go into each slide and fill in the missing information
  - Students replace the “photo” icon with a picture from the internet that represents the vocabulary word.
  - Students replace the “sign” icon with a picture or video of his/herself signing the word.
  - Students email their completed powerpoint to the teacher, or teacher uses rubric to assess powerpoints on individual devices.

# Chapter 19 Vocabulary

## Languishing

A sentence using the word

## Picture



## Sign



## Synonyms

1. \_\_\_\_\_
2. \_\_\_\_\_.
3. \_\_\_\_\_.
4. \_\_\_\_\_.



# Chapter 19 Vocabulary

## Magnum Opus

A sentence using the word

## Picture



## Sign



## Synonyms

1. \_\_\_\_\_
2. \_\_\_\_\_.
3. \_\_\_\_\_.
4. \_\_\_\_\_.



# Chapter 19 Vocabulary

## Carousing

A sentence using the word

## Picture



## Sign



## Synonyms

1. \_\_\_\_\_
2. \_\_\_\_\_.
3. \_\_\_\_\_.
4. \_\_\_\_\_.

# Chapter 19 Vocabulary

## Indigestion

A sentence using the word

## Picture



## Sign



## Synonyms

1. \_\_\_\_\_
2. \_\_\_\_\_.
3. \_\_\_\_\_.
4. \_\_\_\_\_.

# Chapter 19 Vocabulary

## Confetti

A sentence using the word

## Picture



## Sign




## Synonyms

1. \_\_\_\_\_
2. \_\_\_\_\_.
3. \_\_\_\_\_.
4. \_\_\_\_\_.



# Charlotte's Web



## Vocabulary



STATEWIDE  
OUTREACH  
CENTER

AT TEXAS SCHOOL FOR THE DEAF



# How to use this powerpoint

- If Paper:
  - Distribute to students in digital format, OR use together in class with “4 Square” worksheet
  - Students fill out one 4 square paper for each vocabulary word assigned
  - Keep all 4 square papers in their interactive journals or other easy to access location.
  
- If Digital:
  - Students go into each slide and fill in the missing information
  - Students replace the “photo” icon with a picture from the internet that represents the vocabulary word.
  - Students replace the “sign” icon with a picture or video of his/herself signing the word.
  - Students email their completed powerpoint to the teacher, or teacher uses rubric to assess powerpoints on individual devices.

# Chapter 20 Vocabulary

## Pompous

A sentence using the word

## Picture



## Sign



## Synonyms

1. \_\_\_\_\_
2. \_\_\_\_\_.
3. \_\_\_\_\_.
4. \_\_\_\_\_.

# Chapter 20 Vocabulary

## Extraordinary

A sentence using the word

## Picture



## Sign



## Synonyms

1. \_\_\_\_\_
2. \_\_\_\_\_.
3. \_\_\_\_\_.
4. \_\_\_\_\_.

# Chapter 20 Vocabulary

## Courage

A sentence using the word

## Picture



## Sign



## Synonyms

1. \_\_\_\_\_
2. \_\_\_\_\_.
3. \_\_\_\_\_.
4. \_\_\_\_\_.



# Chapter 20 Vocabulary

## Distinguished

A sentence using the word

## Picture



## Sign



## Synonyms

1. \_\_\_\_\_
2. \_\_\_\_\_.
3. \_\_\_\_\_.
4. \_\_\_\_\_.

# Chapter 20 Vocabulary

Unique

A sentence using the word

Picture



Sign



Synonyms

1. \_\_\_\_\_
2. \_\_\_\_\_.
3. \_\_\_\_\_.
4. \_\_\_\_\_.

# Chapter 20 Vocabulary

## Valuable

A sentence using the word

## Picture



## Sign



## Synonyms

1. \_\_\_\_\_
2. \_\_\_\_\_.
3. \_\_\_\_\_.
4. \_\_\_\_\_.

# Chapter 20 Vocabulary

## Appreciation

A sentence using the word

## Picture



## Sign



## Synonyms

1. \_\_\_\_\_
2. \_\_\_\_\_.
3. \_\_\_\_\_.
4. \_\_\_\_\_.



# Chapter 20 Vocabulary

Magnificent

A sentence using the word

Picture



Sign



Synonyms

1. \_\_\_\_\_
2. \_\_\_\_\_.
3. \_\_\_\_\_.
4. \_\_\_\_\_.

# Chapter 20 Vocabulary

## Analysis

A sentence using the word

## Picture



## Sign



## Synonyms

1. \_\_\_\_\_
2. \_\_\_\_\_.
3. \_\_\_\_\_.
4. \_\_\_\_\_.

# Chapter 20 Vocabulary

## Complementary

A sentence using the word

## Picture



## Sign



## Synonyms

1. \_\_\_\_\_
2. \_\_\_\_\_.
3. \_\_\_\_\_.
4. \_\_\_\_\_.

# Chapter 20 Vocabulary

## Revived

A sentence using the word

## Picture



## Sign




## Synonyms


1. \_\_\_\_\_
2. \_\_\_\_\_.
3. \_\_\_\_\_.
4. \_\_\_\_\_.



# Charlotte's Web



## Vocabulary



# How to use this powerpoint

- If Paper:
  - Distribute to students in digital format, OR use together in class with “4 Square” worksheet
  - Students fill out one 4 square paper for each vocabulary word assigned
  - Keep all 4 square papers in their interactive journals or other easy to access location.
  
- If Digital:
  - Students go into each slide and fill in the missing information
  - Students replace the “photo” icon with a picture from the internet that represents the vocabulary word.
  - Students replace the “sign” icon with a picture or video of his/herself signing the word.
  - Students email their completed powerpoint to the teacher, or teacher uses rubric to assess powerpoints on individual devices.

# Chapter 21 Vocabulary

## Ceremony

A sentence using the word

## Picture



## Sign



## Synonyms

1. \_\_\_\_\_
2. \_\_\_\_\_.
3. \_\_\_\_\_.
4. \_\_\_\_\_.



# Chapter 21 Vocabulary

## Tremendous

A sentence using the word

## Picture



## Sign



## Synonyms

1. \_\_\_\_\_
2. \_\_\_\_\_.
3. \_\_\_\_\_.
4. \_\_\_\_\_.



# Chapter 21 Vocabulary

## Generous

A sentence using the word

## Picture



## Sign



## Synonyms

1. \_\_\_\_\_
2. \_\_\_\_\_.
3. \_\_\_\_\_.
4. \_\_\_\_\_.

# Chapter 21 Vocabulary

## Solemn

A sentence using the word

## Picture



## Sign



## Synonyms

1. \_\_\_\_\_
2. \_\_\_\_\_.
3. \_\_\_\_\_.
4. \_\_\_\_\_.

# Chapter 21 Vocabulary

## Extreme

A sentence using the word

## Picture



## Sign



## Synonyms

1. \_\_\_\_\_
2. \_\_\_\_\_.
3. \_\_\_\_\_.
4. \_\_\_\_\_.

# Chapter 21 Vocabulary

## Imitating

A sentence using the word

## Picture



## Sign




## Synonyms


1. \_\_\_\_\_
2. \_\_\_\_\_.
3. \_\_\_\_\_.
4. \_\_\_\_\_.



# Charlotte's Web



## Vocabulary



# How to use this powerpoint

- If Paper:
  - Distribute to students in digital format, OR use together in class with “4 Square” worksheet
  - Students fill out one 4 square paper for each vocabulary word assigned
  - Keep all 4 square papers in their interactive journals or other easy to access location.
  
- If Digital:
  - Students go into each slide and fill in the missing information
  - Students replace the “photo” icon with a picture from the internet that represents the vocabulary word.
  - Students replace the “sign” icon with a picture or video of his/herself signing the word.
  - Students email their completed powerpoint to the teacher, or teacher uses rubric to assess powerpoints on individual devices.

# Chapter 22 Vocabulary

## Thermometer

A sentence using the word

## Picture



## Sign



## Synonyms

1. \_\_\_\_\_
2. \_\_\_\_\_.
3. \_\_\_\_\_.
4. \_\_\_\_\_.



# Chapter 22 Vocabulary

## Precious

A sentence using the word

## Picture



## Sign



## Synonyms

1. \_\_\_\_\_
2. \_\_\_\_\_.
3. \_\_\_\_\_.
4. \_\_\_\_\_.



# Chapter 22 Vocabulary

## Frantic

A sentence using the word

## Picture



## Sign



## Synonyms

1. \_\_\_\_\_
2. \_\_\_\_\_.
3. \_\_\_\_\_.
4. \_\_\_\_\_.

# Chapter 22 Vocabulary

## Daintily

A sentence using the word

## Picture



## Sign



## Synonyms

1. \_\_\_\_\_
2. \_\_\_\_\_.
3. \_\_\_\_\_.
4. \_\_\_\_\_.

# Chapter 22 Vocabulary

## Hallowed

A sentence using the word

## Picture



## Sign



## Synonyms

1. \_\_\_\_\_
2. \_\_\_\_\_.
3. \_\_\_\_\_.
4. \_\_\_\_\_.

# Chapter 22 Vocabulary

## Brilliant

A sentence using the word

## Picture



## Sign



## Synonyms

1. \_\_\_\_\_
2. \_\_\_\_\_.
3. \_\_\_\_\_.
4. \_\_\_\_\_.



# Chapter 22 Vocabulary

## Pledge

A sentence using the word

## Picture



## Sign



## Synonyms

1. \_\_\_\_\_
2. \_\_\_\_\_.
3. \_\_\_\_\_.
4. \_\_\_\_\_.

# Chapter 22 Vocabulary

## Brilliant

A sentence using the word

## Picture



## Sign



## Synonyms

1. \_\_\_\_\_
2. \_\_\_\_\_.
3. \_\_\_\_\_.
4. \_\_\_\_\_.

# Chapter 22 Vocabulary

## Garrulous

A sentence using the word

## Picture



## Sign



## Synonyms

1. \_\_\_\_\_
2. \_\_\_\_\_.
3. \_\_\_\_\_.
4. \_\_\_\_\_.

# Chapter 22 Vocabulary

## Anxious

A sentence using the word

## Picture



## Sign



## Synonyms

1. \_\_\_\_\_
2. \_\_\_\_\_.
3. \_\_\_\_\_.
4. \_\_\_\_\_.



# Chapter 22 Vocabulary

## Panic

A sentence using the word

## Picture



## Sign



## Synonyms

1. \_\_\_\_\_
2. \_\_\_\_\_.
3. \_\_\_\_\_.
4. \_\_\_\_\_.

# Chapter 22 Vocabulary

## Ridiculous

A sentence using the word

## Picture



## Sign



## Synonyms

1. \_\_\_\_\_
2. \_\_\_\_\_.
3. \_\_\_\_\_.
4. \_\_\_\_\_.

# Chapter 22 Vocabulary

## Desperation

A sentence using the word

## Picture



## Sign



## Synonyms

1. \_\_\_\_\_
2. \_\_\_\_\_.
3. \_\_\_\_\_.
4. \_\_\_\_\_.

# Chapter 22 Vocabulary

## Sentiments

A sentence using the word

## Picture



## Sign



## Synonyms

1. \_\_\_\_\_
2. \_\_\_\_\_.
3. \_\_\_\_\_.
4. \_\_\_\_\_.



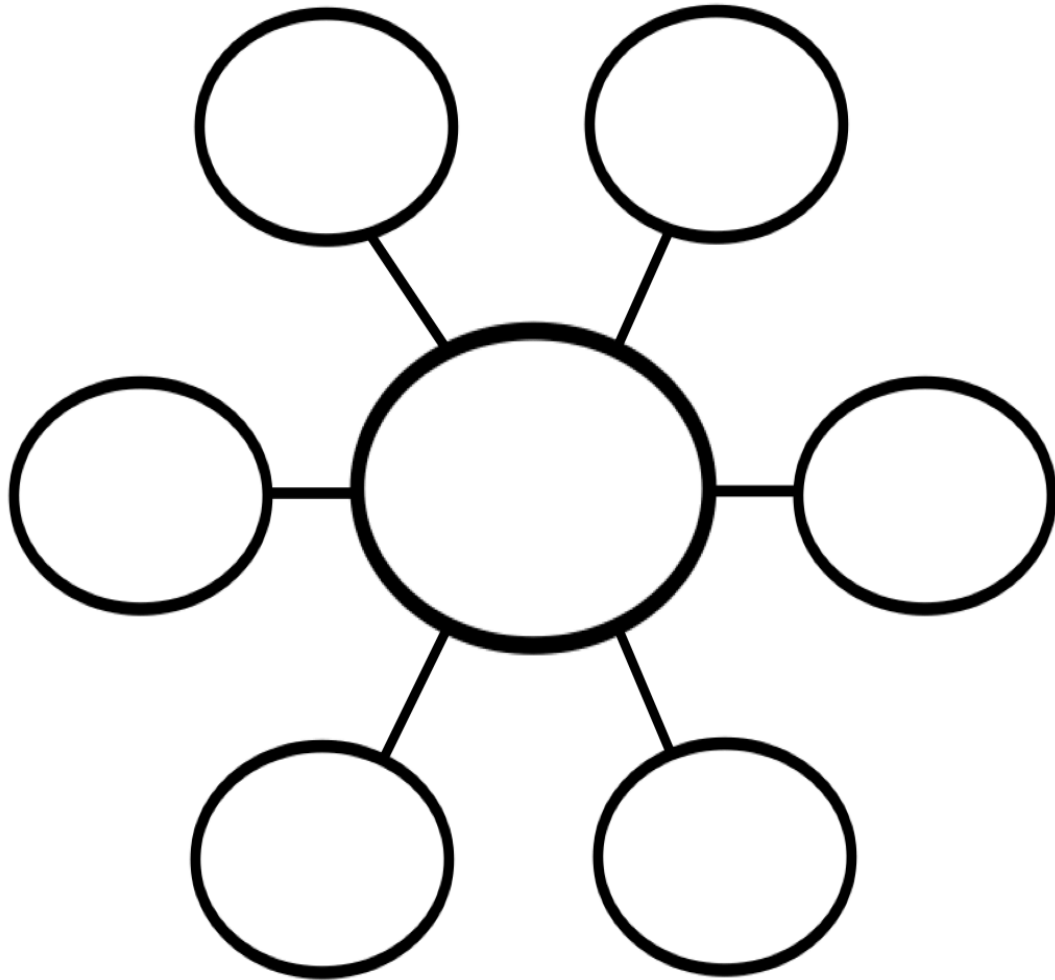
Name \_\_\_\_\_

Date \_\_\_\_\_

## Charlotte's Web – Friendship Essay

Write a 1 page essay about "Friendship". Explain what it means to be a good friend and describe ways that you can be a good friend to someone else. Be sure to do all 3 parts (Brainstorm, Rough Draft, Final Draft)

### Brainstorm



# Charlotte's Web



Date \_\_\_\_\_

[illegible]

Date \_\_\_\_\_

[illegible]

## **Problem/Solution Frame**

---

Problem/solution frames introduce a problem and then identify one or more solutions to the problem.

Problem: A statement of something that has happened or might happen that is problematic.

Solution: A description of one possible solution.

Solution: A statement of another possible solution.

Solution: A statement of another possible solution.

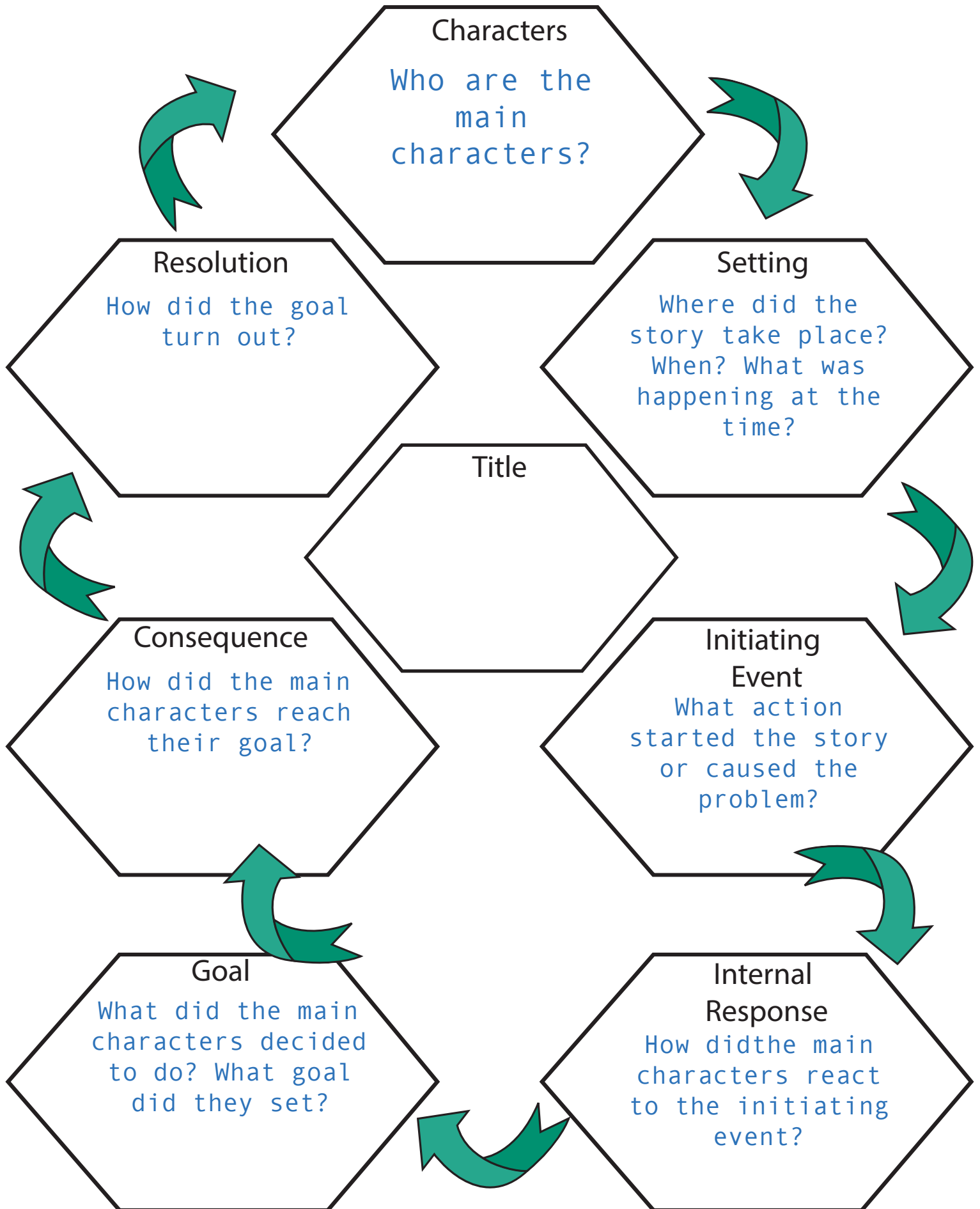
Solution: Identification of the solution with the greatest chance of success.

### **Frame Questions**

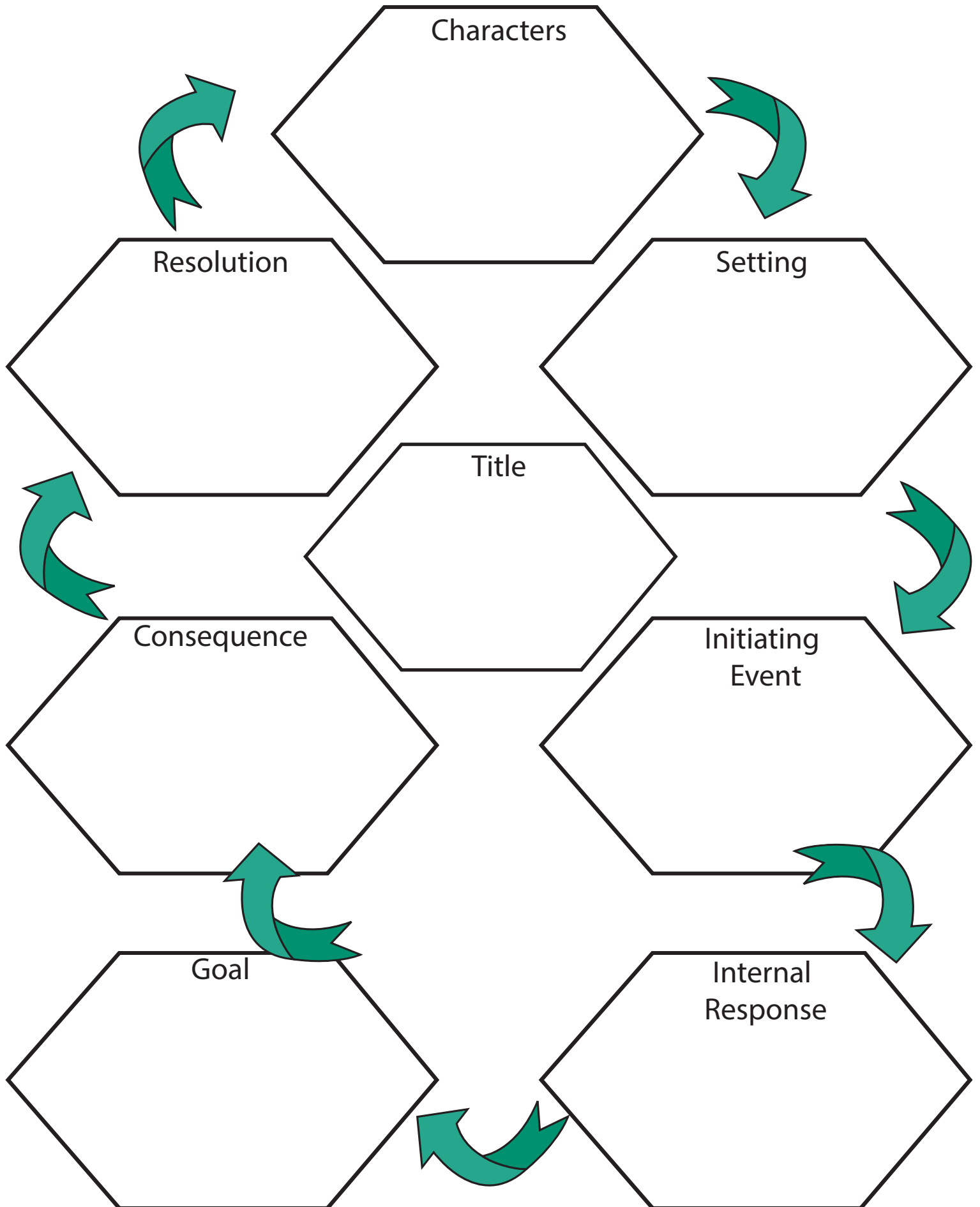
1. What is the problem?
2. What is a possible solution?
3. What is another possible solution?
4. Which solution has the best chance of succeeding?



# Narrative Fame



# Narrative Fame



# Problem/Solution Template

PROBLEM



POSSIBLE  
SOLUTION

POSSIBLE  
SOLUTION

POSSIBLE  
SOLUTION

BEST SOLUTION

