

FRECKLE JUICE

CONTENT AREA: Language Arts

Grade Level: 3rd Grade

**This lesson can be adapted for upper elementary.*


TEKS:

[Link](#)

TABLE OF CONTENTS

INTRODUCTION	4
INTRODUCTION ACTIVITIES	5
FRECKLE JUICE CHAPTER 1	7
CHAPTER 1 ACTIVITIES	8
FRECKLE JUICE CHAPTER 2	9
CHAPTER 2 ACTIVITIES	10
FRECKLE JUICE CHAPTER 3	11
CHAPTER 3 ACTIVITIES	12
FRECKLE JUICE CHAPTER 4	13
CHAPTER 4 ACTIVITIES	14
FRECKLE JUICE CHAPTER 5	15
CHAPTER 5 ACTIVITIES	16
FRECKLE JUICE EXTENSION ACTIVITIES	17
FRECKLE JUICE STORYTELLERS	20
SUPPORTING MATERIAL	22

INTRODUCTION



Freckle Juice is a great classic story that pulls readers in and leaves them smiling as they journey along with Andrew in his quest to get freckles like his friend, Nicky. Use the lessons in this unit to assist as your students read the story. There are introductory activities and lessons, as well as videos and lessons to use for each chapter.

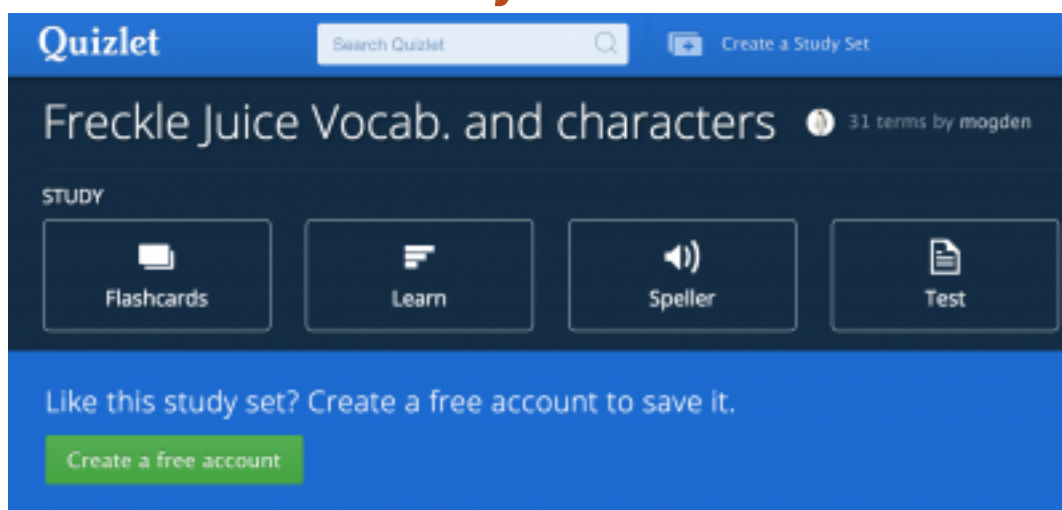
INTRODUCTION ACTIVITIES

Judy Blume's Website



Use this website to explore the author and look at other books that she has written.

Quizlet Vocabulary and Character Practice



Use Quizlet to introduce characters and vocabulary for Freckle Juice.

Freckle Juice Unit - Teacher's Pay Teachers (Free)





Subjects

Reading, Writing

Grade Levels

1st, 2nd, 3rd, 4th, Homeschool

Resource Types

Lesson Plans (Bundled), Fun Stuff, Novel Study

Product Rating

★★★★ 4.0 86 ratings

PDF (Acrobat) Document File

Be sure that you have an application to open this file type before downloading and/or purchasing.

0.54 MB | 20 pages

This is a very nice unit that was made and shared on the Teacher's Pay Teachers website. It offers some nice worksheets, strategies and tools as you teach Freckle Juice.

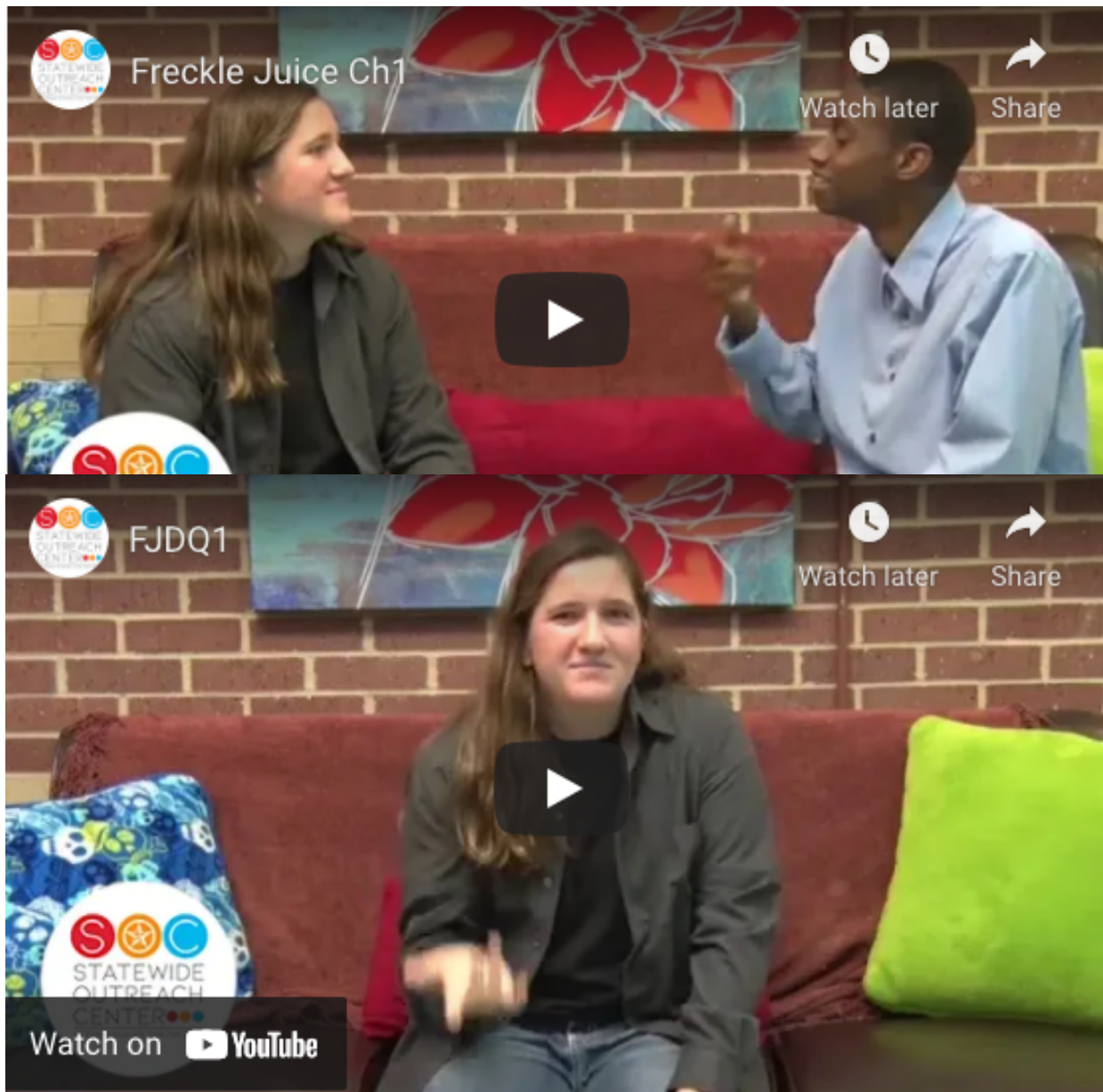
FRECKLE JUICE CHAPTER 1

Synopsis:

In Chapter 1 we read about Andrew who sees his friend, Nicky. Nicky has a lot of freckles and Andrew wants freckles. He thinks if he had freckles, his mom might not notice when he needed to take a bath.

Length of Video: 1:04

[Text Transcript](#)



Discussion Question

Length of Video: .44

[Text Transcript](#)

<https://youtu.be/q2Y7g8yWimA>

CHAPTER 1 ACTIVITIES

Chapter 1 Questions

Name: _____ Date: _____

Freddie Jones - Chapter 1 - Comprehension

1. Why did Andrew want to have freckles?

a. Because he wants to look like Sharon

b. Because he wants to look like Nicky

c. Because he wants to look like his teacher

2. What caused Andrew to not pay attention in class?

a. He was looking out the window

b. He was asleep

c. He was counting Nicky's freckles

3. How much did Sharon say it would cost to get the secret recipe?

a. \$5.00

b. \$15.00

c. \$25.00

4. How do you think people get freckles?



www.thinkingperson.co.uk
writing for 'Thinking'!

Length of Activity: 20 minutes

Chapter 1 Summary Worksheet

Name: _____ Date: _____

Freddie Jones - Chapter 1 Summary

Look at the picture and write a summary of what is happening in this part of the story.





www.thinkingperson.co.uk
writing for 'Thinking'!

FRECKLE JUICE CHAPTER 2

Synopsis:

This chapter discusses the idea of Andrew buying the recipe for Freckle Juice from Sharon.

Length of Video: 1:25

[Text Transcript](#)

Discussion Question

This video poses a question about storing money in secret places and where Andrew hid his money.

Length of Video: .56

[Text Transcript](#)



<https://youtu.be/nxK5gHpVbaw>

CHAPTER 2 ACTIVITIES

Chapter 2 Comprehension Worksheet

Flexible Juice - Chapter 2 - Comprehension

1. Why did Andrew have trouble sleeping?

a. He was not sleepy.

b. He couldn't stop thinking about flexible juice.

c. He was hungry.

2. What did Sharon say when Andrew wanted to see the recipe book?

a. She said that she would not show him the book.

b. She said that she would show him the recipe.

c. She said that she forgot the recipe at home.

3. What happened when Andrew reached down to get the recipe?

a. Sharon fell out of her chair.

b. Nicky took the paper.

c. Andrew fell out of his chair.

4. How do you think Andrew felt when the teacher took the recipe?

www.dorlandlearning.com

ask for "flexi juice"

Length of Activity: 20 minutes

Chapter 2 Summary Worksheet

Flexible Juice - Chapter 2 Summary

Look at this picture and write a summary of what is happening in the part of the story.



www.dorlandlearning.com

ask for "flexi juice"

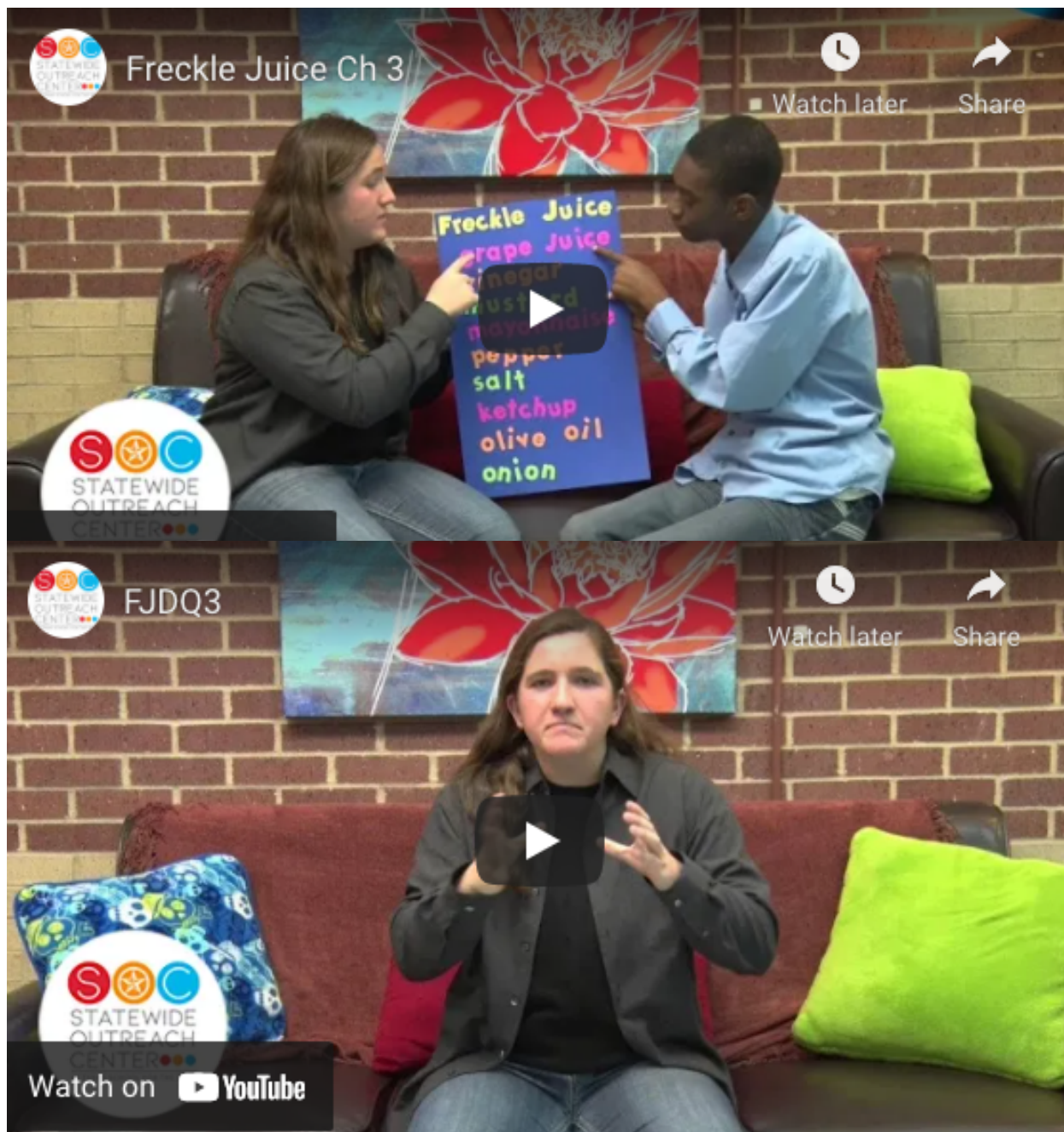
FRECKLE JUICE CHAPTER 3

Synopsis:

In Chapter 3 we read about Andrew getting the recipe from Sharon and running home. He has to first go to his neighbor's house to find his mom. We then learn about Freckle Juice and what ingredients are in it.

Length of Video: 1:04

[Text Transcript](#)



Discussion

Question

This video poses the question "Have you ever cooked anything before? If so, what was it and how did it taste?"

Length of Video: .44

[Text Transcript](#)

<https://youtu.be/mZkWX-ouTHY>

CHAPTER 3 ACTIVITIES

Chapter 3 Comprehension Questions

Name: _____ Date: _____

Freddie Jones - Chapter 3 - Comprehension

1. Where did Andrew keep the recipe?

a. In his shoe

b. In his notebook

c. In an email

2. Where did Andrew go before he went home?

a. To visit his grandmother

b. To see a friend

c. To his neighbors to get a key from his mother

3. How did Freddie Jones smell?

a. It smelled delicious

b. It smelled awful

c. It smelled sweet

4. Why do you think Andrew decided to start with only one glass?

Length of Activity: 20 minutes

Chapter 3 Summary Worksheet

Name: _____ Date: _____

Freddie Jones - Chapter 3 Summary

Look at this picture and write a summary of what is happening in this part of the story.

Length of Activity: 20 minutes

FRECKLE JUICE CHAPTER 4

Synopsis:

In Chapter 4 we read about Andrew's reaction to drinking Freckle Juice. His mother becomes worried about how he is feeling and he begins to realize that the freckle juice was something that Sharon made up.

Length of Video: 1:17

[Text Transcript](#)



Discussion Question

This video poses the question, "Have you ever had a bad dream, or a dream that you still remember?"

Length of Video: .43

[Text Transcript](#)



<https://youtu.be/l5dFxpciNN0>

CHAPTER 4 ACTIVITIES

Chapter 4 Comprehension Questions

Freddie Juban - Chapter 4 - Comprehension

1. How did Andrew feel after he drank the juice?

a. He had a lot of energy
b. He felt sick
c. He felt sleepy


2. What did Andrew's mom feel when she went to the kitchen?

a. A mess
b. Bored
c. A quick fix

3. What types of dreams did Andrew have?

a. He dreamed about Christmas
b. He dreamed about eating cookies
c. He dreamed about a big green monster

4. Why was Andrew upset with Sharon?



FJCH4Comp.pdf

Length of Activity: 20 minutes

Chapter 4 Summary Worksheet

Freddie Juban - Chapter 4 Summary

Look at the picture and write a summary of what is happening in this part of the story.





FJCH4Summary.pdf

Length of Activity: 20 minutes

FRECKLE JUICE CHAPTER 5

Synopsis:

In Chapter 5 we read about Andrew going back to school after he has made a change to his appearance. Andrew's teacher helps him out when he comes up with a creative way to get freckles on his own.

Length of Video: 1:27

[Text Transcript](#)



https://youtu.be/OKCUf_bkZAo

Discussion Question

This video poses the question, "Why do you think the teacher didn't say anything to Andrew about his face?"

Length of Video: .43

[Text Transcript](#)



<https://youtu.be/iZzSBC2xuRQ>


CHAPTER 5 ACTIVITIES

Chapter 5 Comprehension Questions



Length of Activity: 20 minutes

Chapter 5 Summary Worksheet



Length of Activity: 20 minutes


FRECKLE JUICE EXTENSION ACTIVITIES

Fact vs. Opinion



Length of Activity: 20 minutes
This activity was designed to help address TEKs in which students must identify if a statement is a fact or if it is an opinion.

Guided Reading Lesson Plan



Length of Activity: depends on how the lesson plan is used
This is a unit that was developed for teachers to use in conjunction with the text. Use all or portions of this lesson plan as needed to assist in your instruction.

Order of Events

Name: _____ Date: _____

Freddie Jones - Order of Events

Directions: Put these events in the order that they happened.
Put numbers in the blanks in order from 1 - 8

_____ Andrew washed the true freckles off his face.

_____ Sharon told Andrew that she has a recipe for freckle juice.

_____ Andrew counted Nicky's freckles.

_____ Andrew went to his neighbor's house.

_____ Miss Kelly saw Andrew's true ones on his face.

_____ Nicky wanted to get rid of his freckles.

_____ Miss Kelly took the paper away from Andrew.

_____ Andrew's mother found him holding his stomach because he was sick.

www.iPadsforLearning.com
Adding to Your Life!

Length of Activity: 20 minutes

This worksheet was created for students to practice putting the events from the story in the correct order.

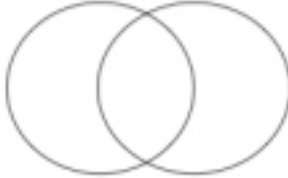
Venn Diagram

Name: _____ Date: _____

Freddie Jones Venn Diagram

Andrew's Class


My Class



Write 2 sentences that compare your class to Andrew's class.

1. _____

2. _____

www.iPadsforLearning.com
Adding to Your Life!

Length of Activity: 30 minutes

This will help students when comparing Andrew's class and the individual student's class.

Word/Vocabulary Study cards

Name: _____ Date: _____

Freddie Jones Vocabulary Practice - Chapter _____

Word

Draw a picture

Antonyms and Synonyms

What does it mean?

Synonyms

Word

Draw a picture

Antonyms and Synonyms

What does it mean?

Synonyms

www.iPadsforLearning.com
Adding to Your Life!

Length of Activity: 20 minutes

These cards are designed as a way for students to study various vocabulary words that they learn from the text they are reading.

Comprehension Worksheet

Freddie Juice Worksheet

1. How much does Andrew spend to buy the recipe from Sharon?

a. - £10

b. - £5

c. - £20

d. - £15

2. Where did Andrew get the money to pay for the recipe?

a. the school for lunch money

b. his mum gave it to him

c. the bank/ATM on the door

d. his mum gave it to him

3. Why does Andrew want Freddie?

a. he wants to look like Sharon

b. he wants to look like Ricky

c. he wants to look like his teacher

d. he wants to look like his dad

4. What does Andrew buy from Sharon?

a. a book that explains about Freddie juice

b. a jar of Freddie juice

c. a recipe for Freddie juice

d. a drink cup

5. What did Andrew think the Freddie juice tasted like?

activity by: Teacher 2020

Length of Activity: 10 minutes
This worksheet is a basic set of comprehension questions.

Who Said That

Who Said That?

Read which character is speaking for each quote below. Choose from the list of characters in the box. One character will not be used.

Andrew

Milly

Sharon

Andrew's mum

Mrs Kelly

Mrs. Rumble

1. "The secret recipe for removing freckles has been in my family for years. That's how come none of us have any. It's all I do you really want."

2. "Here's your note, Andrew. I have a feeling it's important to you. But from now on you must pay attention in class."

3. "Oh my! Appendicitis! You must have appendicitis! I'm going to call the doctor. No, no better just drive straight to the hospital."

4. "Could I use your magic freckle remover? Could I, Mrs Kelly? I made my freckles. I made every single one of them."

5. "I'm not going to school today. I'm never going to school."

Who Said That.pdf

This is a worksheet from <https://www.superteacherworksheets.com/> to help assess whether students are able to identify which character made various statements or did certain things.

FRECKLE JUICE STORYTELLERS

Meet Our Storytellers



D'Andre

My name is D'Andre and I am in the 11th grade. I come from a family that is hearing. I am the only Deaf person in my family. After school, I really enjoy going to tutoring and learning more about the subjects I'm studying in school. I also really enjoy playing a variety of video games on the Xbox 360.

After High School, I plan to attend Austin Community College, Rochester Institute of Technology or Gallaudet University.

My favorite book is Amulet.

My favorite movie is The Prince of Persia.



Kari

Bio: My name is Kari and I am in the 11th grade. My parents are deaf, and I have one oldest sister that is deaf also. I don't have any brothers. After school, I enjoy working at the school farm with my farm animals. I also enjoy playing basketball. After High School, I plan to attend Gallaudet University and hope to play soccer for Gallaudet.

My favorite book is the Hunger Game Trilogy and my favorite movie is The Avengers.

My favorite movie is the Avengers.

SUPPORTING MATERIAL

Although all supporting materials are linked from this document, we are providing them here for your convenience.


Freckle Juice – Chapter 1 – Comprehension

1. Why did Andrew want to have freckles?
 - a. Because he wants to look like Sharon
 - b. Because he wants to look like Nicky
 - c. Because he wants to look like his teacher
2. What caused Andrew to not pay attention in class?
 - a. He was looking out the window
 - b. He was asleep
 - c. He was counting Nicky's freckles
3. How much did Sharon say it would cost to get the secret recipe?
 - a. \$.50
 - b. \$1.50
 - c. \$1.00
4. How do you think people get freckles?

Name _____ Date _____

Freckle Juice – Chapter 1 Summary

Look at this picture and write a summary of what is happening in this part of the story.



Freckle Juice – Chapter 2 – Comprehension

1. Why did Andrew have trouble sleeping?
 - a. He was not sleepy
 - b. He couldn't stop thinking about freckle juice
 - c. He was hungry
2. What did Sharon say when Andrew wanted to see the recipe first?
 - a. She said that she would not show it to him first
 - b. She said that she would show him the recipe
 - c. She said that she forgot the recipe at home
3. What happened when Andrew reached down to get the recipe?
 - a. Sharon fell out of her chair
 - b. Nicky took the paper
 - c. Andrew fell out of his chair
4. How do you think Andrew felt when the teacher took the recipe?

Name _____

Date _____

Freckle Juice – Chapter 2 Summary

Look at this picture and write a summary of what is happening in this part of the story.



Freckle Juice – Chapter 3 – Comprehension

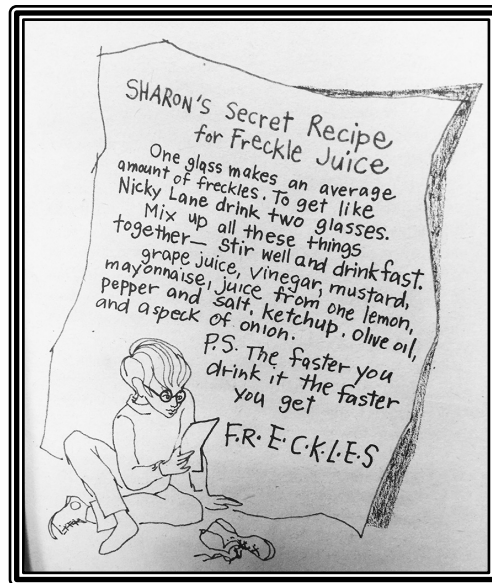
1. Where did Andrew keep the recipe?
 - a. In his shoe
 - b. In his notebook
 - c. In an email
2. Where did Andrew go before he went home?
 - a. To visit his grandmother
 - b. To see a friend
 - c. To his neighbors to get a key from his mother
3. How did freckle juice smell?
 - a. It smelled delicious
 - b. It smelled awful
 - c. It smelled sweet
4. Why do you think Andrew decided to start with only one glass?

Name _____

Date _____

Freckle Juice – Chapter 3 Summary

Look at this picture and write a summary of what is happening in this part of the story.



Name _____

Date _____

Freckle Juice – Chapter 4 – Comprehension


1. How did Andrew feel after he drank the juice?
 - a. He had a lot of energy
 - b. He felt sick
 - c. He felt sleepy
2. What did Andrew's mom find when she went in the kitchen?
 - a. A mess
 - b. dinner
 - c. a puppy dog
3. What types of dreams did Andrew have?
 - a. He dreamed about Christmas
 - b. He dreamed about eating cookies
 - c. He dreamed about a big green monster
4. Why was Andrew upset with Sharon?

Name _____

Date _____

Freckle Juice – Chapter 4 Summary

Look at this picture and write a summary of what is happening in this part of the story.



Freckle Juice – Chapter 5 – Comprehension

1. What did Andrew get from the desk drawer?
 - a. A brown marker
 - b. A green marker
 - c. A blue marker
2. What did Miss Kelly give to Andrew?
 - a. Freckle remover
 - b. homework
 - c. a brown marker
3. What did Sharon offer to Nicky?
 - a. Her lunch
 - b. To sell him a secret freckle remover recipe
 - c. To help him with his homework
4. What do you think about what Sharon offered to Nicky?


Name _____ Date _____

Freckle Juice – Chapter 5 Summary

Look at this picture and write a summary of what is happening in this part of the story.



Name _____ Date _____



Freckle Juice – Fact vs. Opinion

Read the sentence and decide if it is “fact” or “opinion” Write “fact” if it is a fact, and “opinion” if it is an opinion, in the blank.

_____ Freckles are beautiful.

_____ Andrew wanted freckles.

_____ Andrew’s teacher thinks he is silly.

_____ Nicky has freckles.

_____ Sharon asks for \$.50 for the freckle juice recipe.

_____ Blue dots look good on people.

_____ When Andrew drank the juice, he felt sick.

_____ Freckle Juice is delicious.

Name: _____

Who Said That?

Tell which character is speaking for each quote below. Choose from the list of characters in the box. One character will not be used.



Andrew

Nicky

Sharon

Andrew's mom

Miss Kelly

Mrs. Burrows

1. *"The secret recipe for removing freckles has been in my family for years. That's how come none of us have any. I'll sell it to you for fifty cents."*
2. *"Here's your note, Andrew. I have a feeling it's important to you. But from now on you must pay attention in class."*
3. *"Oh my! Appendicitis! You must have appendicitis! I'm going to call the doctor. No, I'd better just drive straight to the hospital."*
4. *"Could I use your magic freckle remover? Could I, Miss Kelly? I hate my freckles. I hate every single one of them."*
5. *"I'm not going to school today. I'm never going to school again."*

ANSWER KEY

Freckle Juice

Who Said That?

Tell which character is speaking for each quote below.
Choose from the list of characters in the box. One character will not be used.



Andrew

Nicky

Sharon

Andrew's mom

Miss Kelly

Mrs. Burrows

1. "The secret recipe for removing freckles has been in my family for years. That's how come none of us have any. I'll sell it to you for fifty cents."
2. "Here's your note, Andrew. I have a feeling it's important to you. But from now on you must pay attention in class."
3. "Oh my! Appendicitis! You must have appendicitis! I'm going to call the doctor. No, I'd better just drive straight to the hospital."
4. "Could I use your magic freckle remover? Could I, Miss Kelly? I hate my freckles. I hate every single one of them."
5. "I'm not going to school today. I'm never going to school again."

Sharon

Miss Kelly

Andrew's mom

Nicky

Andrew

	Chapter Comprehension Questions	Chapter Summaries	Fact vs. Opinion	Order of Events Worksheet	Venn Diagram Worksheet	Vocabulary Worksheet	Online Discussion Questions	Chapter Videos	Chapter Discussion Questions	Reading Chapters Independently	
2(B) ask relevant questions, seek clarification, and locate facts and details about stories and other texts and support answers with evidence from text;	X	X		X	X		X	X	X	X	
2(C) establish purpose for reading selected texts and monitor comprehension, making corrections and adjustments when that understanding breaks down (e.g., identifying clues, using background knowledge, generating questions, re-reading a portion aloud).	X	X						X			
4(B) use context to determine the relevant meaning of unfamiliar words or distinguish among multiple meaning words and homographs	X		X			X					
8(A) sequence and summarize the plot's main events and explain their influence on future events;				X							
8(B) describe the interaction of characters including their relationships and the changes they undergo;	X	X					X		X		
11 Reading Comprehension of Texts Independently Reading. Students read independently for sustained periods of time and produce evidence of their reading. Students are expected to read independently for a sustained period of time and paraphrase what the reading was about, maintaining meaning and logical order (e.g., generate a reading log or journal; participate in book talks).	X					X				X	
13(A) identify the details or facts that support the main idea;	X	X	X			X					
13 (B) draw conclusions from the facts presented in text and support those assertions with textual evidence;	X		X								

Guided Reading Lesson Plan (Levels M-Z)

Title: Freckle Juice

Level: M

ISBN: 0-440-42813-0

Publisher: Yearling

Chapter 1

Before Reading: (5-7 min.)

*Summarize plot (M)

*Discuss pictures (M)

*Unfamiliar book language/character names (S)

*Draw upon students' experiences (M)

We are going to start a new book today called Freckle Juice. Do you know what freckles are? This book is about a boy named Andrew. He wants freckles. In fact, he will do anything to get freckles! Today we will read chapter one. In chapter one, you will be introduced to three characters. Their names are Sharon, Nicky and Andrew. Andrew really wants Nicky's freckles and Sharon tells him she knows how to get them!

Words/Text Layout:

*New or important words (V) giggling (13) recipe (14)

*Unusual aspect of text layout (V)

Suggested Teaching Point (Behaviors to Notice and Support) or focus on a Comprehension Strategy:

connections, questions, inferences, visualizing, summarizing, synthesizing, determining importance

Readers predict what might happen next in a story. At the end of the chapter, I want you to make a prediction. Will Andrew believe Sharon? What might he do next?

During Reading: (10-15 min.)

Students silently read the text. You may choose to listen to a few students whisper read the text, if reading fluency is a concern. While students are silently reading, you can start another group or conference with students who are independently reading.

After Reading: (8-10 min.)

*Discuss the story

-clarify confusion, revisiting parts of the text that posed problems for readers

-acknowledge partially correct responses, seeking to understand students' perspectives

*Connect discussion to the teaching point and/or a comprehension strategy (see above)

What did you learn today as you read? I wonder why Andrew wanted freckles...

Tell us how Sharon wanted to help...

I wonder what Sharon is really like...

How much was the recipe? I wonder if Andrew will ignore Sharon. What do you think Andrew will do?

Assignment: Write about your prediction. Make sure to explain why.

Guided Reading Lesson Plan (Levels M-Z)

Title: Freckle Juice

Level: M

ISBN: 0-440-42813-0

Publisher: Yearling

Chapter 2

Before Reading: (5-7 min.)

*Summarize plot (M)

*Discuss pictures (M)

*Unfamiliar book language/character names (S)

*Draw upon students' experiences (M)

Review what was learned in chapter one. Today we will read chapter two. Andrew will make a decision to as to whether or not he will pay for the freckle juice. Andrew will arrive at school with a plan but Sharon will not give into his plan. She says, "A deal's a deal." Then Miss Kelly the teacher will step in!

Words/Text Layout:

*New or important words (V) allowance (17) combination (17)

*Unusual aspect of text layout (V)—see teaching point

Suggested Teaching Point (Behaviors to Notice and Support) or focus on a Comprehension Strategy:

connections, questions, inferences, visualizing, summarizing, synthesizing, determining importance

Readers use the illustrations and text layout to help them understand the story. Turn to pages 22-23. Let's talk about how we would read these two pages.

During Reading: (10-15 min.)

Students silently read the text. You may choose to listen to a few students whisper read the text, if reading fluency is a concern. While students are silently reading, you can start another group or conference with students who are independently reading.

After Reading: (8-10 min.)

*Discuss the story

-clarify confusion, revisiting parts of the text that posed problems for readers

-acknowledge partially correct responses, seeking to understand students' perspectives

*Connect discussion to the teaching point and/or a comprehension strategy (see above)

What did you learn today as you read?

I wonder why Sharon says, "A deal's a deal." (p. 21)

Let's talk about Andrew's original plan...

How did Miss Kelly get the recipe?

Let's talk about why Miss Kelly gave the recipe back to Andrew...

Assignment:

Guided Reading Lesson Plan (Levels M-Z)

Title: Freckle Juice Level: M

ISBN: 0-440-4218-0

Publisher: Yearling

Chapter 3

Before Reading: (5-7 min.)

*Summarize plot (M)

*Discuss pictures (M)

*Unfamiliar book language/character names (S)

*Draw upon students' experiences (M)

Review what was learned in chapter two. Andrew now has the secret recipe and is headed home to try it. Do you think it will work? Let's turn to page 29 and read the recipe together. Today you will read chapter 3. Andrew will make the recipe. He will mix up a few ingredients. You will also learn what happened to him after he drank the freckle juice. I think you will enjoy this chapter!

Words/Text Layout:

*New or important words (V) ingredients (30)

*Unusual aspect of text layout (V)

Suggested Teaching Point (Behaviors to Notice and Support) or focus on a Comprehension Strategy:

connections, questions, inferences, visualizing, summarizing, synthesizing, determining importance

Readers pay attention to details as they read. As you read today, pay attention to why Andrew is home alone and what ingredients he mixes up!

During Reading: (10-15 min.)

Students silently read the text. You may choose to listen to a few students whisper read the text, if reading fluency is a concern. While students are silently reading, you can start another group or conference with students who are independently reading.

After Reading: (8-10 min.)

*Discuss the story

-clarify confusion, revisiting parts of the text that posed problems for readers

-acknowledge partially correct responses, seeking to understand students' perspectives

*Connect discussion to the teaching point and/or a comprehension strategy (see above)

Let's talk about what you learned as you read today...

I am wondering why Andrew is home alone...

Let's talk about the ingredients he mixed up...

What happened to Andrew after he drank the freckle juice?

I am wondering what Sharon would be thinking if she could see Andrew right now...

Assignment:

Guided Reading Lesson Plan (Levels M-Z)

Title: Freckle Juice Level: M

ISBN: 0-440-4218-0

Publisher: Yearling

Chapters 4-5

Before Reading: (5-7 min.)

*Summarize plot (M)

*Discuss pictures (M)

*Unfamiliar book language/character names (S)

*Draw upon students' experiences (M)

Review what was learned in chapter three. Andrew made the recipe and by the end of the chapter he was feeling sick. Today we will read chapters 4 and 5. His mother will come home and find him. She will try to figure out what is wrong with him. Then Andrew will try to prove himself to Sharon. He doesn't want her to get away with her tricks!

Words/Text Layout:

*New or important words (V) appendicitis (36) sensible (37) formula (43)

*Unusual aspect of text layout (V) p.44 –CAPS-it is a note from the teacher

Suggested Teaching Point (Behaviors to Notice and Support) or focus on a Comprehension Strategy:

connections, questions, inferences, visualizing, summarizing, synthesizing, determining importance

Readers infer the theme of a story. Today as you finish the book, I want you to think about what lesson the author might be wanting us to walk away with. Write it down and tell why you think this is the theme.

During Reading: (10-15 min.)

Students silently read the text. You may choose to listen to a few students whisper read the text, if reading fluency is a concern. While students are silently reading, you can start another group or conference with students who are independently reading.

After Reading: (8-10 min.)

*Discuss the story

-clarify confusion, revisiting parts of the text that posed problems for readers

-acknowledge partially correct responses, seeking to understand students' perspectives

*Connect discussion to the teaching point and/or a comprehension strategy (see above)

Let's talk about what you learned as you read today...

What did mom say to Andrew?

I am wondering what Andrew dreamed about...

Let's talk about what Andrew did to try to prove himself to Sharon...


How did Miss Kelly help?

I am wondering what you thought the theme was...

Assignment:

Name _____

Date _____



Freckle Juice – Order of Events

Directions: Put these events in the order that they happened.

Put numbers in the blanks in order from 1 - 8

_____ Andrew washed the blue freckles off his face.

_____ Sharon told Andrew that she has a recipe for freckle juice.

_____ Andrew counted Nicky's freckles.

_____ Andrew went to his neighbors house.

_____ Miss Kelly saw Andrew's blue dots on his face.

_____ Nicky wanted to get rid of his freckles.

_____ Miss Kelly took the paper away from Andrew.

_____ Andrew's mother found him holding his stomach because he was sick.

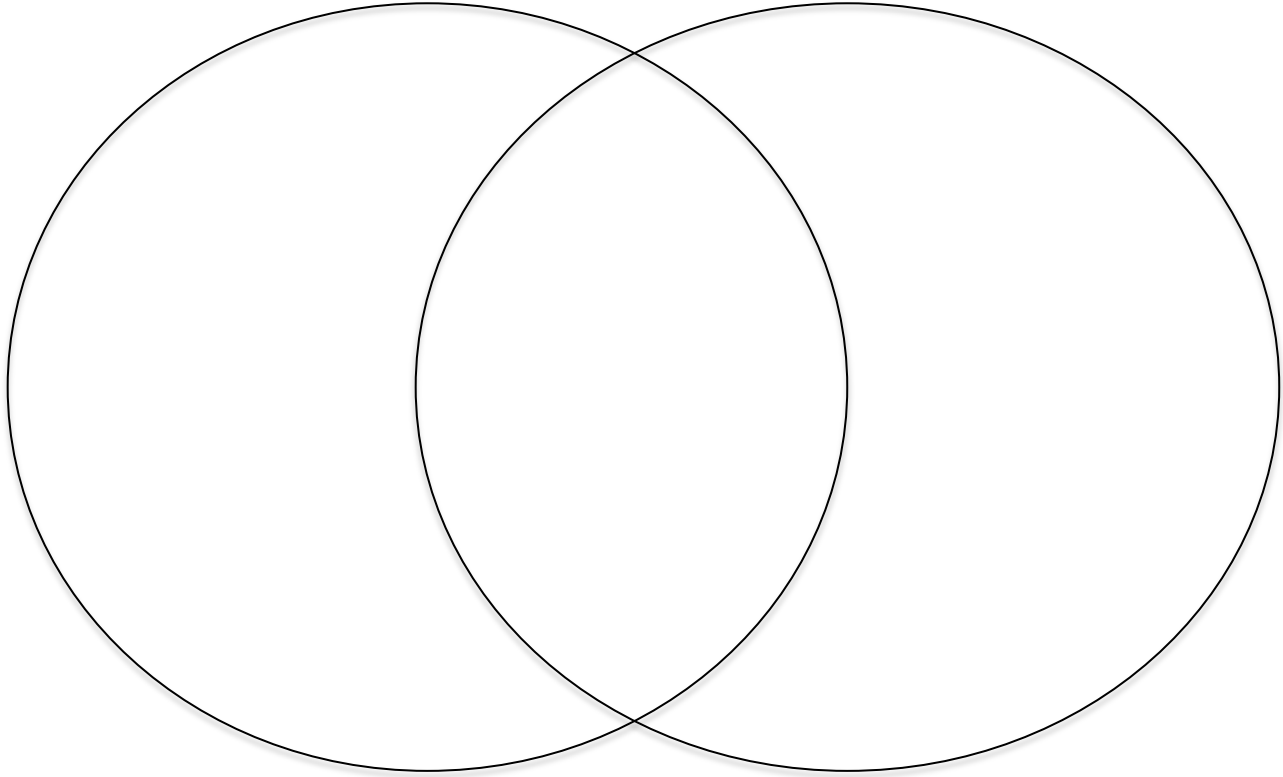
Name _____

Date _____

Freckle Juice Venn Diagram

Andrew's Class

My Class



Write 2 sentences that compare your class to Andrew's class.

1.

2.

Name _____

Date _____

Freckle Juice Vocabulary Practice – Chapter _____

Word	Draw a picture
<p>Antonym and Synonym</p> <p>Antonym</p> <p>_____</p> <p>Synonym</p> <p>_____</p>	<p>What does it mean?</p> <p>_____</p> <p>_____</p> <p>_____</p>

Word	Draw a picture
<p>Antonym and Synonym</p> <p>Antonym</p> <p>_____</p> <p>Synonym</p> <p>_____</p>	<p>What does it mean?</p> <p>_____</p> <p>_____</p> <p>_____</p>

Name _____ Date _____

Freckle Juice Vocabulary Practice – Chapter _____

Word	Draw a picture
Antonym and Synonym Antonym _____ Synonym _____	What does it mean? _____ _____ _____

Word	Draw a picture
Antonym and Synonym Antonym _____ Synonym _____	What does it mean? _____ _____ _____

Name _____ Date _____

Freckle Juice Vocabulary Practice – Chapter _____

Word	Draw a picture
Antonym and Synonym Antonym _____ Synonym _____	What does it mean? _____ _____ _____

Word	Draw a picture
Antonym and Synonym Antonym _____ Synonym _____	What does it mean? _____ _____ _____

Name _____

Date _____

Freckle Juice Worksheet

1. How much does Andrew spend to buy the recipe from Sharon?

- a.- 25¢ b. - \$1
- c. - .50¢ d. - \$50

2. Where did Andrew get the money to pay for the recipe?

- a. He saved his lunch money
- b. His mom gave it to him
- c. He found it on the floor
- d. His mom gave it to him

3. Why does Andrew want Freckles?

- a. he wants to look like Sharon
- b. he wants to look like Nicky
- c. he wants to look like his teacher
- d. he wants to look like his dad

4. What does Andrew buy from Sharon?

- a. a book that explains about freckle juice
- b. a jar of freckle juice
- c. a recipe for freckle juice
- d. a plastic cup

5. What did Andrew think the freckle juice tasted like?

Name _____

Date _____

6. How did Andrew get blue freckles?

7. Why did Andrew never want to go to school again?

- a. he didn't want to take a test
- b. he wanted to play video games all day
- c. he didn't want Sharon to see him without freckles
- d. he thought his friends would smell the freckle juice

8. How do you think Andrew felt when the freckles didn't show up?

9. Make a list of 5 things that you like about yourself.

1. _____

2. _____

3. _____

4. _____

5. _____