


LAURA NUMEROFF SERIES

CONTENT AREA: Language Arts

TABLE OF CONTENTS

INTRODUCTION	3
IF YOU GIVE A MOUSE A COOKIE	4
ACTIVITIES	5
IF YOU TAKE A MOUSE TO SCHOOL	10
ACTIVITIES	11
IF YOU TAKE A MOUSE TO THE MOVIES	15
ACTIVITIES	16
IF YOU GIVE A MOOSE A MUFFIN	20
ACTIVITIES	21
IF YOU GIVE A PIG A PANCAKE	25
ACTIVITIES	26
IF YOU GIVE A CAT A CUPCAKE	30
ACTIVITIES	31
IF YOU GIVE A DOG A DONUT	35
ACTIVITIES	36
SUPPORTING MATERIAL	40

INTRODUCTION



This is a series of stories that were written by Laura Numeroff. The original story in this series is "If You Give a Mouse a Cookie" with several spin-off books that have been printed subsequently. This unit was developed for Deaf Education teachers and it includes the stories as they would be read to students in American Sign Language by renowned storyteller, Dack Virnig. Enjoy this series and the activities that have been included.

IF YOU GIVE A MOUSE A COOKIE

If You Give a Mouse a Cookie Video



<https://youtu.be/ZnRAxb7ase4>

If You Give a Mouse a Cookie - Signing Exact English Version



https://youtu.be/xhS_BW78Q-0?list=PL-ncuVvjffBAec2L6V84lvSHz560ww5_p

ACTIVITIES


Cause and Effect Activity

Length of Activity: 20 minutes

Character Study Activity

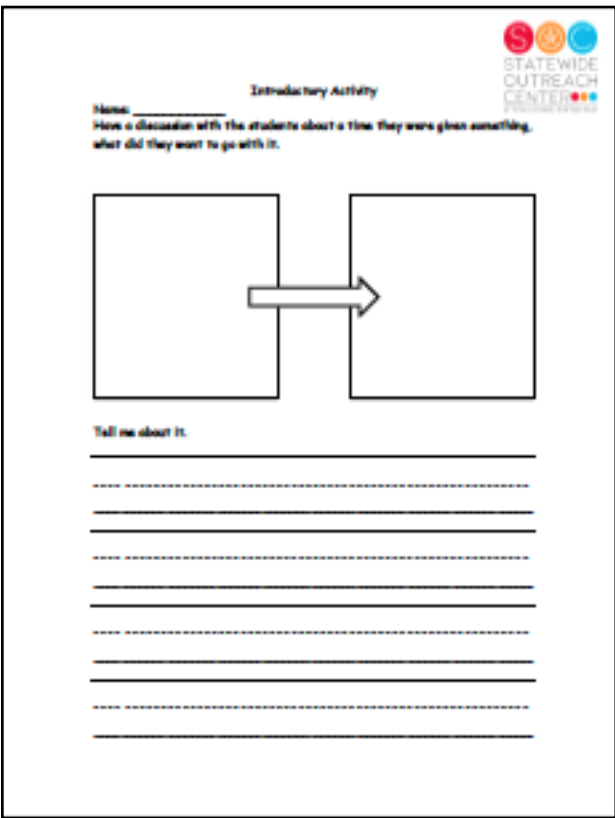
Length of Activity: 20 minutes

Fine Motor Skills Activity




Length of Activity: 10 minutes

Introductory Activity



Length of Activity: 20 minutes

Grammar Activity



Name: _____

Directions: Correct the sentences below then rewrite them.

1. the mouse Really liked cookies and Milk.

2. I like the silly Mouse, he is not funny.

3. The mouse likes cookies and milke and scissors and crayons and paper and school.

4. The Mouse and his Friend are fun?


5. Do you like to color with crayons.

6. I really enjoyed read the book.

7. How do you make cookies.

Length of Activity: 15 minutes

After Reading Activity



Name: _____

Directions: Have students provide one to two sentences based on the book being read.

Characters:

Setting:

Problem:

What happened?

Solution:

Length of Activity: 20 minutes

Writing Activity

Name: _____

Directions: Use this to start a writing assignment.

SOC STATEWIDE OUTREACH CENTER PRESENTS

Your Turn!

A Writing Assignment

Pick an animal you like, draw it here:

OK, now think of what this animal will do with you then write it here:

Once you do that with the animal, tell me what it might want after you give them the first item. Draw it here:

When you give the item to the animal, what will they want after that? Write it here:

Length of Activity: 20 minutes

Recipe Activity

SOC STATEWIDE OUTREACH CENTER PRESENTS

Mouse's Favorite Cookies!

What you need:

















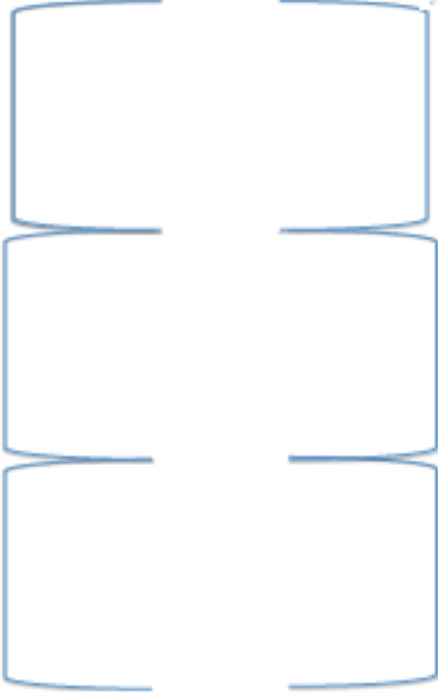


Length of Activity: 30 minutes

Retelling Activity

Name: _____

Directions: Use this paper to guide students into retelling the story.



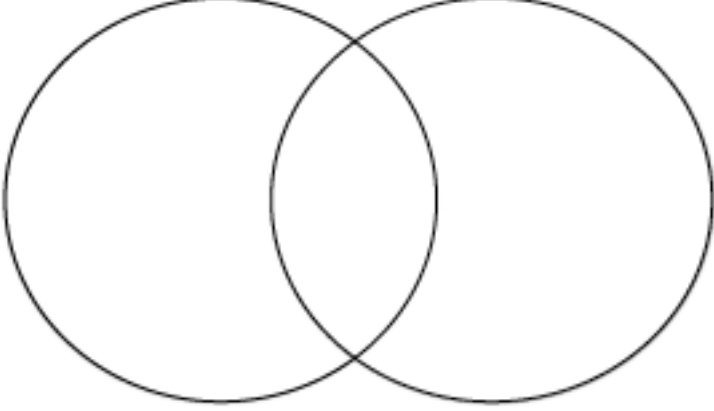
STATEWIDE
OUTREACH
CENTER

Length of Activity: 20 minutes

Venn Diagram Activity

Name: _____

Directions: Pick one of the books on the list; compare the real animal and the fictional animal in this Venn diagram.



STATEWIDE
OUTREACH
CENTER

Length of Activity: 15 minutes

IF YOU TAKE A MOUSE TO SCHOOL

If You Take a Mouse to School



<https://youtu.be/FOmlADtoUYM>

ACTIVITIES

Cause and Effect Activity

STATEWIDE
OUTREACH
CENTER

NAME: _____
Directions: Have students do a cause and effect sheet. For example: In the left box write or draw a cause, then 1

Length of Activity: 20 minutes

Character Study Activity

STATEWIDE
OUTREACH
CENTER

NAME: _____
Character study. Tell me more about the character!
Name of the character: _____

Here is my picture of the character:

Here are 3 adjectives about the character:

Here is my favorite thing about the character:

Length of Activity: 20 minutes

Prior Experience Activity

STATEWIDE
OUTREACH
CENTER
PROVIDING THE HELP

NAME: _____

Your favorite movie! Students will connect prior experiences, and share their experiences. There are two variations of this worksheet.

Draw and write about your favorite movie!

Length of Activity: 10 minutes

Introductory Activity

STATEWIDE
OUTREACH
CENTER
PROVIDING THE HELP

NAME: _____

Introductory Activity

Have a discussion with the students about a time they were given something, what did they want to go with it.

Tell me about it.

Length of Activity: 20 minutes

After Reading Activity

Name: _____

Directions: Have students provide one to two sentences based on the book being read.

S

O

C

STATEWIDE
OUTREACH
CENTER

PROVIDING SUPPORT

Character:

Setting:

Problem:

What happened?

Solution:

Length of Activity: 20 minutes

Writing Activity

Name: _____

Directions: Use this to start a writing assignment.

S

O

C

STATEWIDE
OUTREACH
CENTER

PROVIDING SUPPORT

Your Turn!

A Writing Assignment

Pick an animal you like, draw it here:

OK, now think of what this animal will do with you then write it here:

Once you do that with the animal, tell me what it might want after you give them the first item. Draw it here:

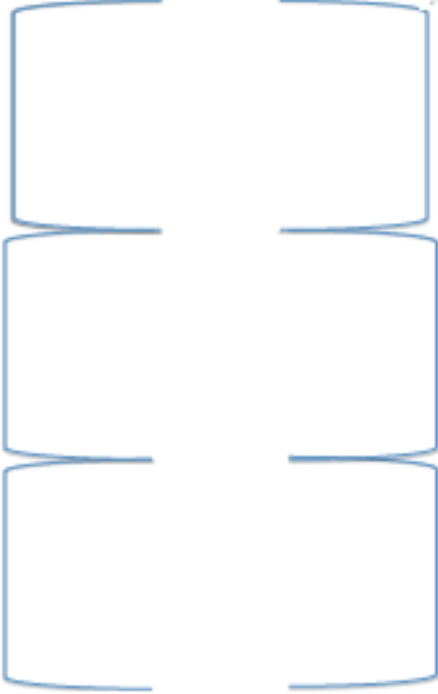
When you give the item to the animal, what will they want after that? Write it here:

Length of Activity: 20 minutes

Retelling Activity

Name: _____

Directions: Use this paper to guide students into retelling the story.



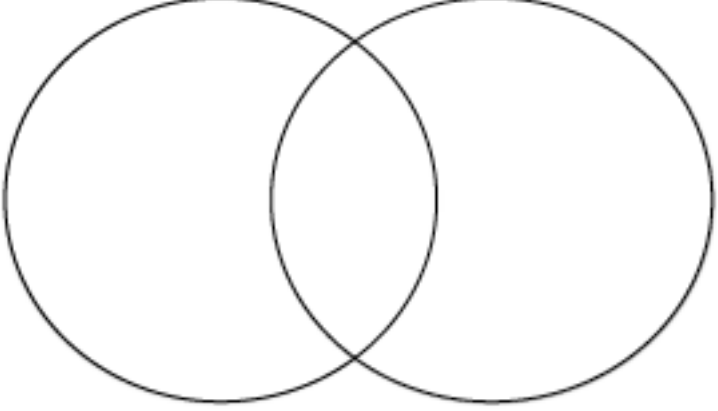
STATEWIDE
OUTREACH
CENTER

Length of Activity: 20 minutes

Venn Diagram Activity

Name: _____

Directions: Pick one of the books on the list; compare the real animal and the fictional animal in this Venn diagram.



STATEWIDE
OUTREACH
CENTER

Length of Activity: 15 minutes

IF YOU TAKE A MOUSE TO THE MOVIES

If You Take a Mouse to the Movies



<https://youtu.be/-4bl6iDNT9k>

ACTIVITIES

Cause and Effect Activity

STATEWIDE
OUTREACH
CENTER

NAME: _____

DIRECTIONS: Have students do a cause and effect sheet. For example: In the left box write or draw a cause, then 1

Length of Activity: 20 minutes

Character Study Activity

STATEWIDE
OUTREACH
CENTER

NAME: _____

CHARACTER STUDY: Tell us more about the character!

NAME OF THE CHARACTER: _____

HERE IS MY PICTURE OF THE CHARACTER:

HERE ARE 3 ADJECTIVES ABOUT THE CHARACTER:

HERE IS MY FAVORITE THING ABOUT THE CHARACTER:

Length of Activity: 20 minutes

Prior Experience Activity

STATEWIDE
OUTREACH
CENTER
PENNDSHAW

Name: _____

Your favorite movie. Students will connect prior experiences, and share their experiences. There are two variations of this worksheet.

Draw and write about your favorite movie

Length of Activity: 10 minutes

Introductory Activity

STATEWIDE
OUTREACH
CENTER
PENNDSHAW

Introductory Activity

Name: _____

Have a discussion with the students about a time they were given something, what did they want to go with it.

Tell me about it.

Length of Activity: 20 minutes

After Reading Activity

Name: _____

Directions: Have students provide one to two sentences based on the book being read.

S

O

C

STATEWIDE
OUTREACH
CENTER

PROVIDENCE, RI

Character:

Setting:

Problem:

What happened?

Solution:

Length of Activity: 20 minutes

Writing Activity

Name: _____

Directions: Use this to start a writing assignment.

S

O

C

STATEWIDE
OUTREACH
CENTER

PROVIDENCE, RI

Your Turn!

A Writing Assignment

Pick an animal you like, draw it here:

OK, now think of what this animal will do with you then write it here:

Once you do that with the animal, tell me what it might want after you give them the first item. Draw it here:


When you give the item to the animal, what will they want after that? Write it here:

Length of Activity: 20 minutes

Retelling Activity

Name: _____

Directions: Use this paper to guide students into retelling the story.




STATEWIDE
OUTREACH
CENTER

Length of Activity: 20 minutes

Venn Diagram Activity

Name: _____

Directions: Pick one of the books on the list; compare the real animal and the fictional animal in this Venn diagram.



STATEWIDE
OUTREACH
CENTER

Length of Activity: 15 minutes

IF YOU GIVE A MOOSE A MUFFIN

If You Give a Moose a Muffin



<https://youtu.be/LXKCDDnYm5Y>

ACTIVITIES

Cause and Effect Activity

STATEWIDE
OUTREACH
CENTER

NAME: _____

DIRECTIONS: Have students do a cause and effect sheet. For example: In the left box write or draw a cause, then 1

Length of Activity: 20 minutes

Character Study Activity

STATEWIDE
OUTREACH
CENTER

NAME: _____

CHARACTER STUDY: Tell us more about the character!

NAME OF THE CHARACTER: _____

HERE IS MY PICTURE OF THE CHARACTER: _____

HERE ARE 3 ADJECTIVES ABOUT THE CHARACTER: _____

HERE IS MY FAVORITE THING ABOUT THE CHARACTER: _____

Length of Activity: 20 minutes

Introductory Activity

STATEWIDE OUTREACH CENTER

Introductory Activity

Name: _____


Have a discussion with the students about a time they were given something, what did they want to go with it.

→

Tell me about it.

Length of Activity: 20 minutes

After Reading Activity



STATEWIDE
OUTREACH
CENTER
PROVIDING SUPPORT

Name: _____

Directions: Have students provide one to two sentences based on the book being read.

Characters:

Setting:

Problem:

What happened?

Solution:

Length of Activity: 20 minutes

Writing Activity

Name: _____

Directions: Use this to start a writing assignment.

S

O

C

STATEWIDE
OUTREACH
CENTER

Your Turn!

A Writing Assignment

Pick an animal you like, draw it here:

OK, now think of what this animal will do with you then write it here:

Once you do that with the animal, tell me what it might want after you give them the first item. Draw it here:

When you give the item to the animal, what will they want after that? Write it here:

Length of Activity: 20 minutes

Retelling Activity

Name: _____

Directions: Use this paper to guide students into retelling the story.

S

O

C

STATEWIDE
OUTREACH
CENTER

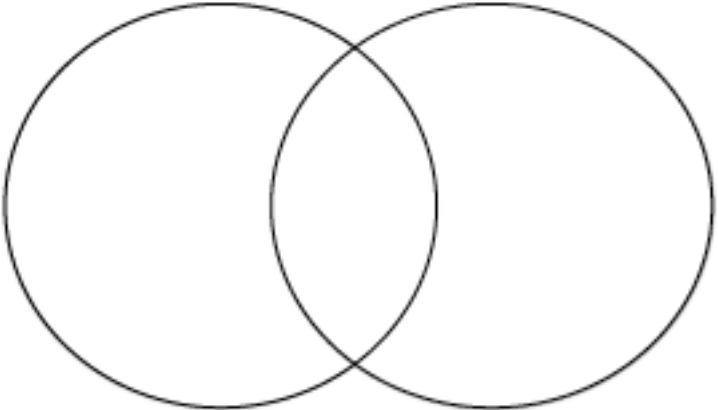
Length of Activity: 20 minutes

Venn Diagram Activity

NAME: _____

STATEWIDE OUTREACH CENTER

Directions: Pick one of the books on the list; compare the real animal and the fictional animal in this Venn diagram.



The diagram consists of two identical circles that overlap in the center. The left circle is intended for the real animal and the right circle for the fictional animal. The overlapping area in the center is for shared characteristics.

Length of Activity: 15 minutes

IF YOU GIVE A PIG A PANCAKE

If You Give a Pig a Pancake



https://youtu.be/B7gJ6Yr3_ml

ACTIVITIES

Cause and Effect Activity

STATEWIDE
OUTREACH
CENTER

NAME: _____

DIRECTIONS: Have students do a cause and effect sheet. For example: In the left box write or draw a cause, then 1

Length of Activity: 20 minutes

Character Study Activity

STATEWIDE
OUTREACH
CENTER

NAME: _____

CHARACTER STUDY: Tell us more about the character!

NAME OF THE CHARACTER: _____

HERE IS MY PICTURE OF THE CHARACTER: _____

HERE ARE 3 ADJECTIVES ABOUT THE CHARACTER: _____

HERE IS MY FAVORITE THING ABOUT THE CHARACTER: _____

Length of Activity: 20 minutes

Introductory Activity

STATEWIDE
OUTREACH
CENTER

PROVIDING FOR ALL

Introductory Activity

Name: _____

Have a discussion with the students about a time they were given something, what did they want to go with it.

Tell me about it.

Length of Activity: 20 minutes

After Reading Activity

STATEWIDE
OUTREACH
CENTER

PROVIDING FOR ALL

Name: _____

Directions: Have students provide one to two sentences based on the book being read.

Character:

Setting:

Problem:

What happened?

Solution:

Length of Activity: 20 minutes

Writing Activity

Name: _____

Directions: Use this to start a writing assignment.

S

O

C

STATEWIDE
OUTREACH
CENTER

PROVIDING THE BEST

Your Turn!

A Writing Assignment

Pick an animal you like, draw it here:

OK, now think of what this animal will do with you then write it here:

Once you do that with the animal, tell me what it might want after you give them the first item. Draw it here:

When you give the item to the animal, what will they want after that? Write it here:

Length of Activity: 20 minutes

Retelling Activity

Name: _____

Directions: Use this paper to guide students into retelling the story.

S

O

C

STATEWIDE
OUTREACH
CENTER

PROVIDING THE BEST


Length of Activity: 20 minutes

Venn Diagram Activity

STATEWIDE
OUTREACH
CENTER

Name: _____

Directions: Pick one of the books on the list; compare the real animal and the fictional animal in this Venn diagram.



The Venn diagram consists of two large, identical circles that overlap in the center. The left circle is intended for the real animal and the right circle for the fictional animal. The overlapping area in the center is where the two animals' characteristics would be compared.

Length of Activity: 15 minutes

IF YOU GIVE A CAT A CUPCAKE

If You Give a Cat a Cupcake



<https://youtu.be/lk9Txmpaciw>

ACTIVITIES

Cause and Effect Activity

STATEWIDE
OUTREACH
CENTER

NAME: _____

DIRECTIONS: Have students do a cause and effect sheet. For example: In the left box write or draw a cause, then 1

Length of Activity: 20 minutes

Character Study Activity

STATEWIDE
OUTREACH
CENTER

NAME: _____

CHARACTER STUDY: Tell us more about the character!

NAME OF THE CHARACTER: _____


HERE IS MY PICTURE OF THE CHARACTER:

HERE ARE 3 ADJECTIVES ABOUT THE CHARACTER:

HERE IS MY FAVORITE THING ABOUT THE CHARACTER:


Length of Activity: 20 minutes

Prior Experience Activity


STATEWIDE
OUTREACH
CENTER
PROVIDING HOPE


Name: _____

Your Favorite Time! Students will connect prior experiences, and share their experiences.
Decorate and write about this capsule. Use adjectives to explain your drawing.



Length of Activity: 10 minutes


Introductory Activity


STATEWIDE
OUTREACH
CENTER
PROVIDING HOPE

Introductory Activity

Name: _____

Have a discussion with the students about a time they were given something, what did they want to go with it.



Tell me about it.

Length of Activity: 20 minutes

After Reading Activity

Name: _____

Directions: Have students provide one to two sentences based on the book being read.

S

O

C

STATEWIDE
OUTREACH
CENTER

FOUNDED 2014

Character:

Setting:

Problem:

What happened?

Solution:

Length of Activity: 20 minutes

Writing Activity

Name: _____

Directions: Use this to start a writing assignment.

S

O

C

STATEWIDE
OUTREACH
CENTER

FOUNDED 2014

Your Turn!

A Writing Assignment

Pick an animal you like, draw it here:

OK, now think of what this animal will do with you then write it here:

Once you do that with the animal, tell me what it might want after you give them the first item. Draw it here:

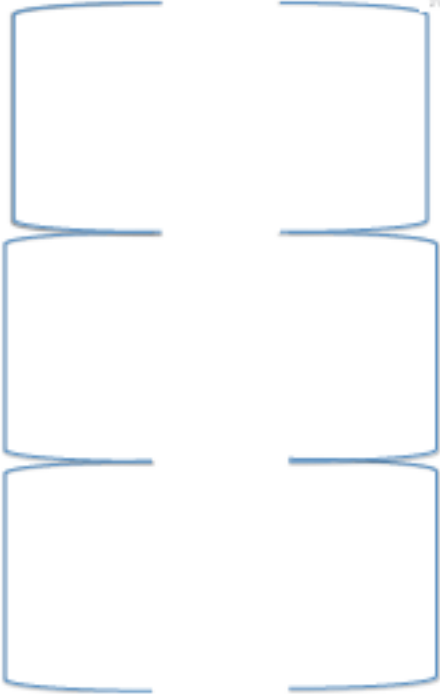
When you give the item to the animal, what will they want after that? Write it here:

Length of Activity: 20 minutes

Retelling Activity

Name: _____

Directions: Use this paper to guide students into retelling the story.



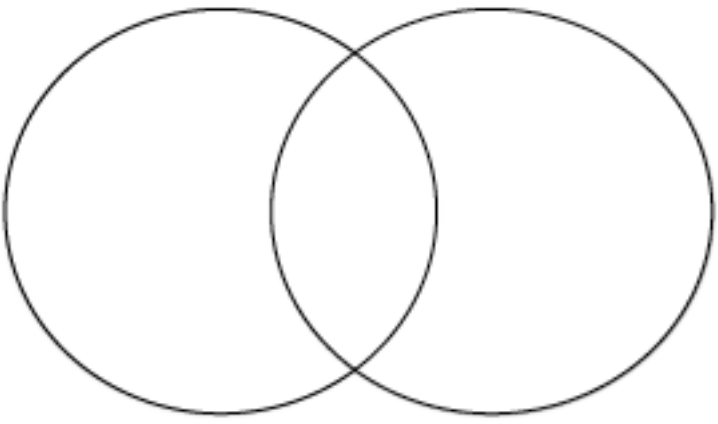
STATEWIDE
OUTREACH
CENTER

Length of Activity: 20 minutes

Venn Diagram Activity

Name: _____

Directions: Pick one of the books on the list; compare the real animal and the fictional animal in this Venn diagram.



STATEWIDE
OUTREACH
CENTER

Length of Activity: 15 minutes

IF YOU GIVE A DOG A DONUT

If You Give a Dog a Donut



<https://youtu.be/1b927WH6gm0>

ACTIVITIES

Cause and Effect Activity

STATEWIDE
OUTREACH
CENTER

NAME: _____

DIRECTIONS: Have students do a cause and effect sheet. For example: In the left box write or draw a cause, then 1

Length of Activity: 20 minutes

Character Study Activity

STATEWIDE
OUTREACH
CENTER

NAME: _____

CHARACTER STUDY: Tell us more about the character!

NAME OF THE CHARACTER: _____

HERE IS MY PICTURE OF THE CHARACTER:

HERE ARE 3 ADJECTIVES ABOUT THE CHARACTER: _____

HERE IS MY FAVORITE THING ABOUT THE CHARACTER: _____

Length of Activity: 20 minutes

Prior Experience Activity

S

O


C

STATEWIDE
OUTREACH
CENTER

Name: _____

Your favorite time! Students will connect prior experiences, and share their experiences.

Draw and write about a time you ate a donut. Who did you eat it with, and what kind of donut did you eat?



Length of Activity: 10 minutes

Introductory Activity

S

O

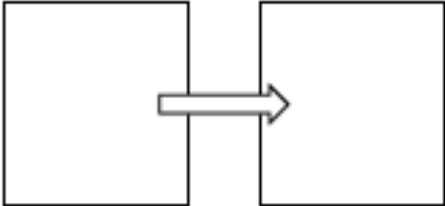
C

STATEWIDE
OUTREACH
CENTER

Introductory Activity

Name: _____

Have a discussion with the students about a time they were given something, what did they want to go with it.



Tell me about it.

Length of Activity: 20 minutes

After Reading Activity

Name: _____

Directions: Have students provide one to two sentences based on the book being read.

STATEWIDE
OUTREACH
CENTER

Character:

Setting:

Problem:

What happened?

Solution:

Length of Activity: 20 minutes

Writing Activity

Name: _____

Directions: Use this to start a writing assignment.

STATEWIDE
OUTREACH
CENTER

Your Turn!

A Writing Assignment

Pick an animal you like, draw it here:

OK, now think of what this animal will do with you then write it here:

Once you do that with the animal, tell me what it might want after you give them the first item. Draw it here:


When you give the item to the animal, what will they want after that? Write it here:

Length of Activity: 20 minutes

Retelling Activity

Name: _____

Directions: Use this paper to guide students into retelling the story.




STATEWIDE
OUTREACH
CENTER

Length of Activity: 20 minutes

Venn Diagram Activity

Name: _____

Directions: Pick one of the books on the list; compare the real animal and the fictional animal in this Venn diagram.



STATEWIDE
OUTREACH
CENTER





Length of Activity: 15 minutes

SUPPORTING MATERIAL

Although all supporting materials are linked from this document, we are providing them here for your convenience.

Name: _____

Directions: Have students do a cause and effect sheet. For example: In the left box write or draw a cookie, then t


Cause		Effect
		
		
		
		

Name: _____

Character study. Tell me more about the character!

Name of the character:

Here is my picture of the character:




Here are 3 adjectives about the character:

Here is my favorite thing about the character:

Name: _____

Directions: Complete the following trails using a pencil, pen, marker, crayon, colored pencil, or even paint! Note: All characters are used for these activities.



Name: _____

Directions: Correct the sentences below then rewrite them.

1. the mouse Really liked cookies and MiLk.

2. I like the sily Mouse, he is not funny.

3. The mouse likes cookies and milke and scissors and crayons and paper and school.

4. The Mouse and his Friend are fun?

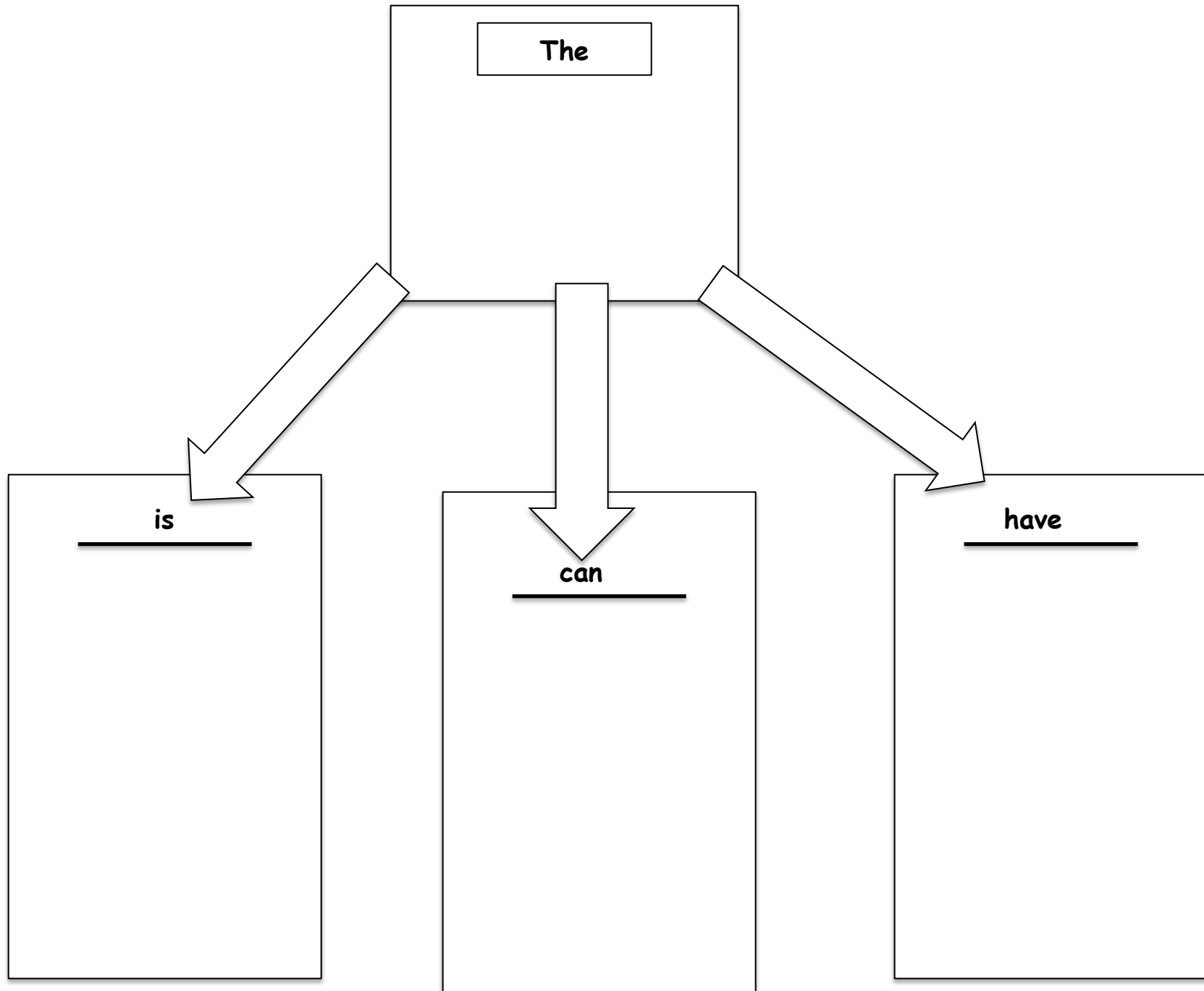
5. Do you like to color with crayons.

6. I really enjoyed read the book.

7. How do you make cookies.

Name: _____

Use the chart to make sentences. Put the character name, then its descriptors under.



Mouse's Favorite Cookies!

What you need:



Measurements

1 cup of butter
1 $\frac{1}{2}$ cup of brown sugar
 $\frac{1}{4}$ cup of white sugar
2 eggs
1 Tablespoon Vanilla
 $\frac{3}{4}$ tsp Baking Soda
 $\frac{3}{4}$ teaspoon salt
3 cups of flour
2 cups semisweet chocolate chips

Steps:

1. Stir the butter and sugar.
2. Add the eggs and remaining ingredients.
3. Bake at 350degrees for 10 minutes.
4. Let sit for one minutes
5. Enjoy!

Name: _____

Use this to use have students write two sentences per event.

TK8A

T19A

Beginning

Middle


End

Name: _____


TK8A
T19A

Use this to use have students write two sentences per event.


Beginning



Middle

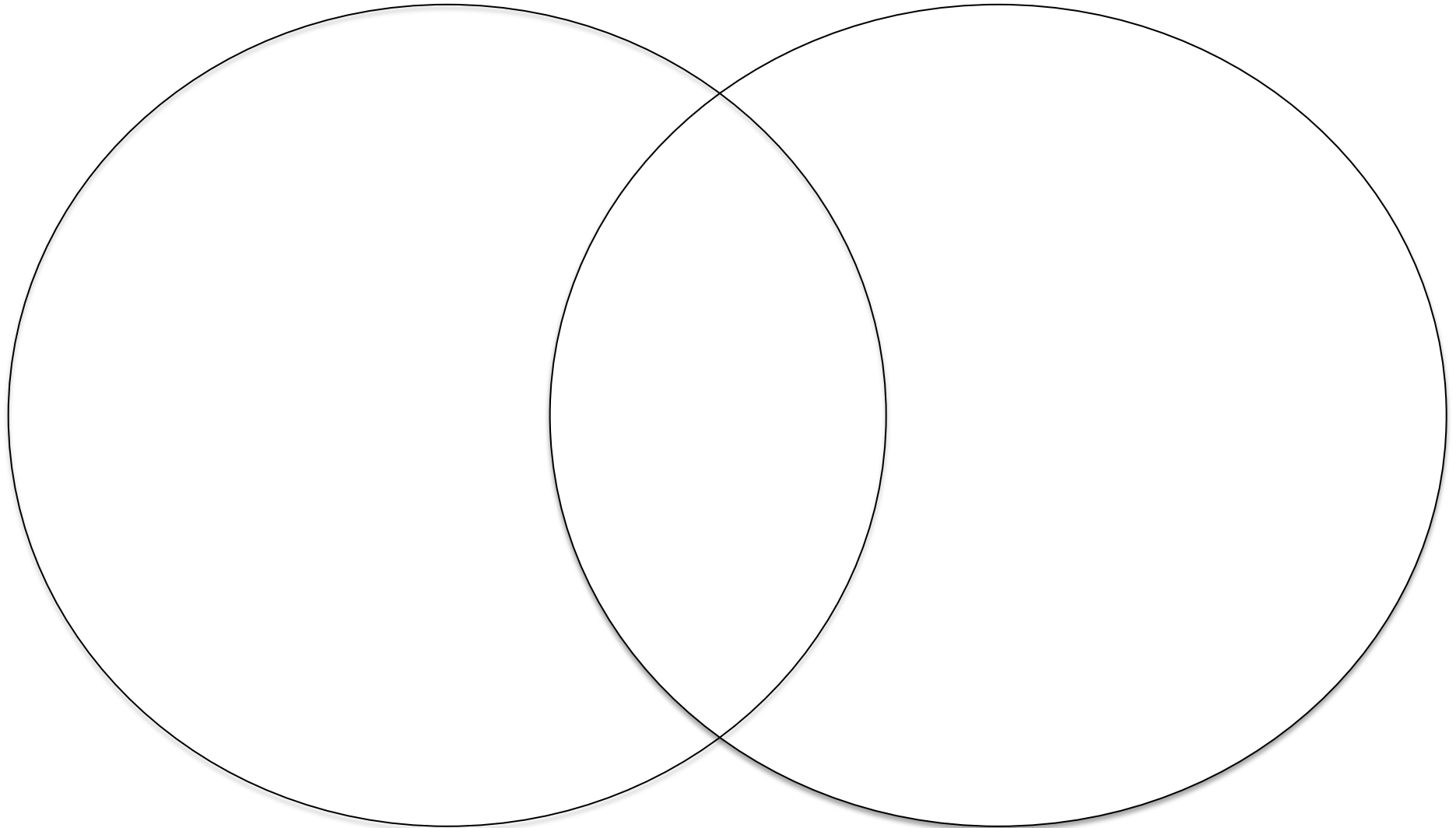


End




Name: _____

Directions: Pick one of the books on the list; compare the real animal and the fictional animal in this Venn diagram.



name: _____

Directions: Use this to start a writing assignment.



Your Turn! A Writing Assignment

Pick an animal you like, draw it here:

A large, empty rectangular box with a thin black border, intended for a student to draw their favorite animal.

Ok, now think of what this animal will do with you then write it here:

Three horizontal lines for writing: a solid top line, a dashed middle line, and a solid bottom line.

Once you do that with the animal, tell me what it might want after you give them the first item. Draw it here:

A large, empty rectangular box with a thin black border, intended for a student to draw an item they might want after giving it to their animal.

When you give the item to the animal, what will they want after that? Write it here:


Three horizontal lines for writing: a solid top line, a dashed middle line, and a solid bottom line.

Name: _____


Directions: Use this to start a writing assignment.

Your Turn! A Writing Assignment


Pick an animal you like, draw it here:



Ok, now think of what this animal will do with you then draw it here:



Once you do that with the animal, tell me what it might want after you give them the first item. Draw it here:



When you give the item to the animal, what will they want after that? Write it here:


Name: _____

Directions: Once the students have completed above, have them make sentences with this paper.

If you give a _____ a


_____ then it will want a

_____.



Then when you give it you give a _____

then it will want a _____.



Name: _____

Now have students write it!



Name: _____

Directions: Have students provide one to two sentences based on the book being read.

Characters:

Setting:

Problem:

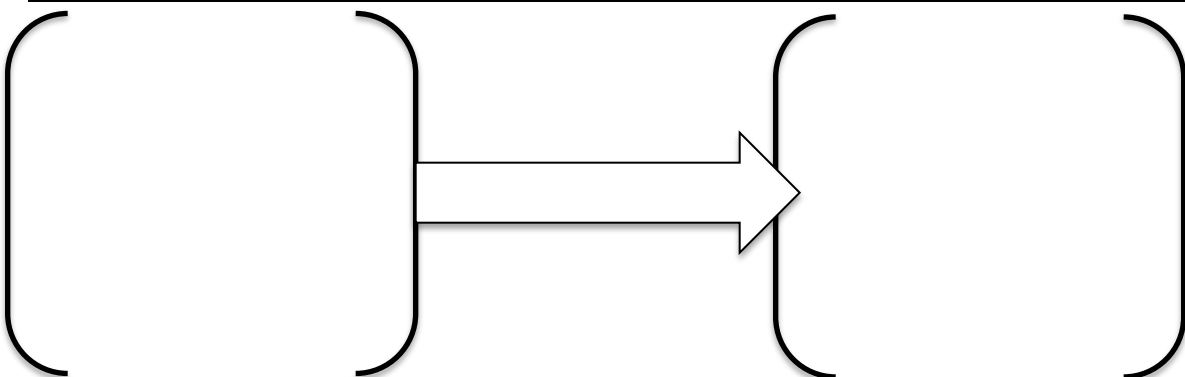
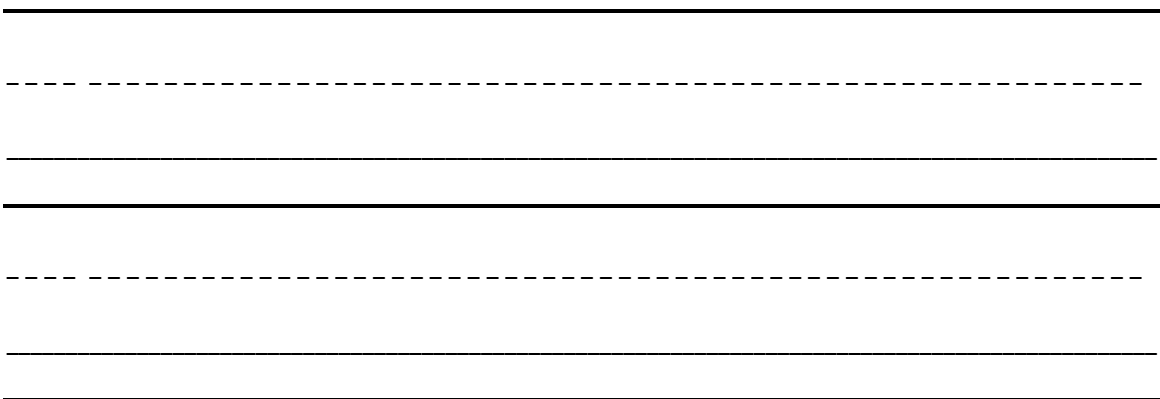

What happened?

Solution:

Introductory Activity

Name: _____


Tell me about a time you someone gave you something, then you wanted something else.



Name: _____

Your favorite time! Students will connect prior experiences, and share their experiences.


Draw and write about your favorite time at school.



Name: _____

Your favorite movie! Students will connect prior experiences, and share their experiences. There are two variations of this worksheet.

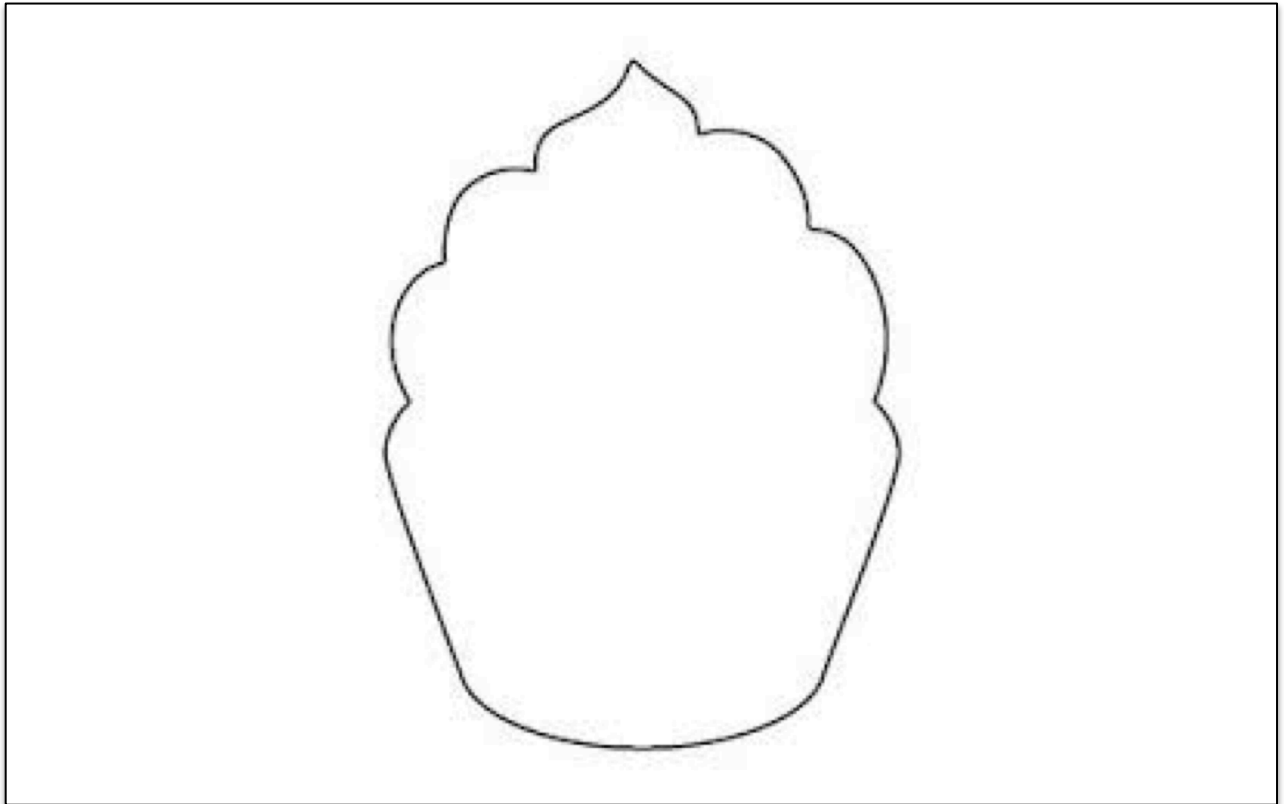
Draw and write about your favorite movie!



Name: _____

Your favorite time! Students will connect prior experiences, and share their experiences.

Decorate and write about this cupcake. Use adjectives to explain your drawing..



Name: _____

Your favorite time! Students will connect prior experiences, and share their experiences.

Draw and write about a time you ate a donut. Who did you eat it with, and what kind of donut did you eat?

