

THE NAPPING HOUSE

CONTENT AREA: Language Arts

Grade Level: Kindergarten

TEKS:

[Link](#)

TABLE OF CONTENTS

INTRODUCTION	3
VOCABULARY	5
ACTIVITIES	6
AUGMENTED REALITY LESSON	10
THE NAPPING HOUSE STORYTELLER	19

INTRODUCTION

The Napping House is a great story that was written by Audrey Wood and illustrated by Don Wood. Scholastic has created a set of DVDs called "Storybook Treasures" where they have animated and created stories to be watched and read. Scholastic has given us permission to use their DVDs to create videos for teachers, parents and students to use with Deaf children.

The Napping House is a book designed to help children begin to understand patterns and is a cumulative rhyme. As students read, they learn about the characters in the story as well as adjectives describing those characters. Use this video in a variety of ways to reinforce the story, create new stories, or simply for student enjoyment.

The captions in this story are embedded, so please turn off the closed captions on the YouTube window as you watch.

The Napping House Video



<https://youtu.be/PZjifK5Jo7o>

The Napping House - Signing Exact English



<https://youtu.be/d2vEuxHGFGk>

VOCABULARY

Napping House Vocabulary

For Use: As you introduce vocabulary from the story to your students.



<https://youtu.be/AyM997tqSXs>

The Napping House Multiple Meaning Words

For Use: As you introduce some of the vocabulary with multiple meanings to your students. Can be used as introductory, or used after the story has been read a few times.



<https://youtu.be/agyjmiTWoPY>

ACTIVITIES

Feltboard Characters



These characters can be cut out and used as you introduce the characters in the story. Several of the worksheets that have been created use these same characters, so using them will help students become familiar with items that will be used throughout the unit.

Time To Complete: 20 minutes, approximately

This activity was found on the [Making Learning Fun](http://www.makinglearningfun.com) website.

Writing Practice

Name _____ Date _____

Writing Practice - The Napping House

bed

granny

child

dog

cat

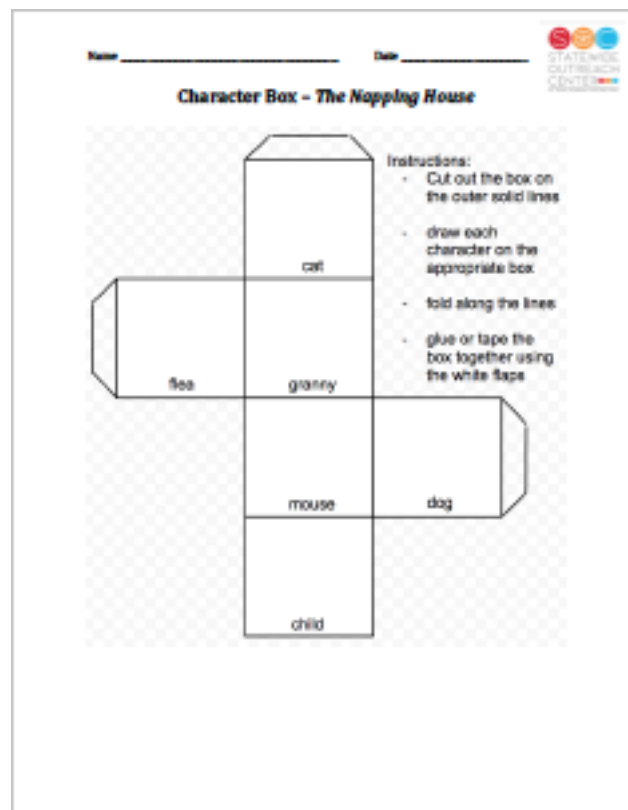
mouse

flea

This is a worksheet that is used to help students practice writing words that are used in The Napping House. Print out enough copies for students to use individually, or display the document on a smart or white board, and have students take turns coming up to practice writing on the boards.

Length of Activity: 10 minutes

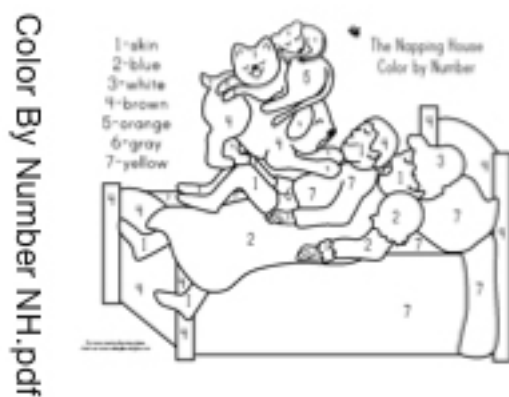
Character Box



This activity is intended to be used as a way for students to keep track of and study characters in the story. The box can be used in a variety of ways. One way it can be used is to follow the characters that have been typed onto the boxes and add a different character as students come across them in the story. After the box is completed, have students use the box to identify characters and follow along as the story is read.

Length of Activity: 30 minutes

Color By Number



This activity is intended to be used for students to use information and characters from the story as well as work on their fine motor skills through coloring. Students will also use number and color recognition to follow the instructions to know which color to use for each character.

This activity was found on the [Making Learning Fun](http://www.makinglearningfun.com) website.

Length of Activity: 20 minutes

Coloring Page



This is a simple coloring page that uses letters and characters from the story for students to continue to become familiar with letter and word recognition as they read the story.

This activity was found on the [Making Learning Fun](#) website.

Length of Activity: 20 minutes

Dot to Dot



This is a page that helps students work on their number ordering. They will connect the dots by following the order of the numbers listed to complete a picture. When they are done with the lines, they can color the entire page.

This activity was found on the [Making Learning Fun](#) website.

Length of Activity: 20 minutes

Letter Tiles



This activity can be used in a variety of ways. Students can cut apart the tiles for each word and practice spelling them by manipulating the tiles. They can also cut out the tiles and glue them onto another piece of paper. In this activity, there are 4 pages.

This activity was found on the [Making Learning Fun](#) website.

Length of Activity: 30 minutes

Comprehension Lesson Plan




This is reading comprehension lesson plan and activity to be used while reading The Napping House. It is designed to help students recognize words and characters from the story, as well as help in ordering various characters as they are introduced in the story.

This activity was found on the [Teachers Pay Teachers](#) website.

Length of Activity: 45 minutes

Napping House Sequencing Powerpoint in PDF

The Napping _____
By: _____



There is a _____
Where every
one is sleeping

This is a powerpoint that was developed to be used as a white board or smart board activity, but it can also be used by printing it out and giving students hard copies. The idea is to use this after students have read the story multiple times and as a group, walk through the characters and how they come into the story, while practicing writing the character's on the activity sheet, or white board.


This activity was created by Ally Roberts who is a Kindergarten teacher at the Texas School for the Deaf.

Length of Activity: 30 minutes

AUGMENTED REALITY LESSON


This portion of The Napping House unit has been developed with [AugThat](#) to provide a more indepth experience for students. Please use the instructions provided to download the AugThat App on [iOS](#) or [Android](#) and have students scan the targets that have been provided for a more rich educational journey as they read The Napping House.

[Lesson Plan for Augmented Materials](#)



These lesson plans were designed to assist teachers in using the augmented materials with their students.


[Story Targets](#)



To Use: Download and print this document. Each image will take you to a different place in the story, The Napping House. If you prefer to download the document and simply display it on the board, the targets can be scanned that way as well.


An Idea: If you own the book, The Napping House, print this document and cut out each image. On the corresponding page of the book, paste this image. Then, as students are reading, if they struggle to understand a section of the book, they can scan the target (image) and it will take them to the video in which the story is being signed.

3D and 360 Targets



To Use: Download and print this document. The pictures of the dog, flea, cat, mouse and house will pull up a 3D image of the corresponding animal or object.

Vocabulary Targets



To Use: Download and print this document. The targets (images) on this document will take you to corresponding videos where explanations of various vocabulary words are done in American Sign Language. This can be done as a group, or individually.


An Idea: If you own The Napping House, place these images on pages with words that correspond to the letter or word on the image. Students can then scan those images with the AugThat app to see videos where the word is explained or examples are shown.

Downloads

Scroll down to see the 360 and 3D images, story images, and vocabulary images. If you would like to download the individual images used for targets, right-click on the image and select "save image as".

360 AND 3D IMAGES





3D Dog



STORY IMAGES



There is a house, a napping house



where everyone is sleeping.






on a cozy bed, in a napping house,



And on that granny, there is a child,



VOCABULARY IMAGES





Breaks



THE NAPPING HOUSE STORYTELLER



Zami - The Napping House Storyteller:

My Bio:

My name is Zami, and I go to the Texas School for the Deaf. I have a dad, named Matt, and my mom's name is Andrea. I have an older sister named Zara. I am in the 2nd grade.

Fun Facts About Me:

I love to draw with pencils, and I enjoy making up plays! I'm a great actress!

I make people laugh, because I have fun wherever I go!

My Favorite Books and Movies:

My favorite books are My Little Pony books as well as all books by Victoria Kann like Pinkalicious, Aqualicious and many more!

My favorite movies are My Little Pony movies and Princess movies

Name _____

Date _____

Writing Practice – *The Napping House*

bed

granny

child

dog

cat

mouse

flea

Name _____

Date _____

Character Box – *The Napping House*

