

# Texas Indians

Diorama Project

# What is a diorama?

A diorama is a model that demonstrates a scene with figures, background, and miniature items that complete the setting.

A diorama captures a moment in time.

You are going to create a scene from a day in the life of a Texas Indian tribe.

# What do you need?

A small box to build your diorama inside of.

Colors, colored pencils, markers, or paint.

Glue, construction paper, scissors,

Items to make the scene as well as people and animals. These could be popsicle sticks, clay, bits of fabric, sticks, rocks, etc.

Posterboard

# Step 1: Background

Draw, paint, or use construction paper to create your background on the inside of your box.

You could include the sky, the desert, the forest--think about where your tribe lived.

## Step 2: Create your scene and your figures.

Depending on your tribe, you will want to include animals, plants, and other details of the land that could be found in your region.


Here are the things you must include:

- Habitat (the type of home they lived in)
- At least one of their economic activities
- What they looked like: how they dressed, wore their hair, jewelry, etc.
- Food--show an example of what they ate
- Label: The name of your tribe
- Map showing the region where your tribe lived

# Label

Make sure you label your diorama with the name of your tribe.

Label



# Grade

Your diorama will be graded on the following:

1. Creativity
2. Neatness
3. Knowledge of your tribe
4. Variety of materials used
5. Followed directions

# Poster

Create a poster to give your audience more information about your tribe.

## Requirements

Your poster must include:

Title

Map

Report (Note: you can split your report up into paragraphs.)

You can also include:

Interesting facts

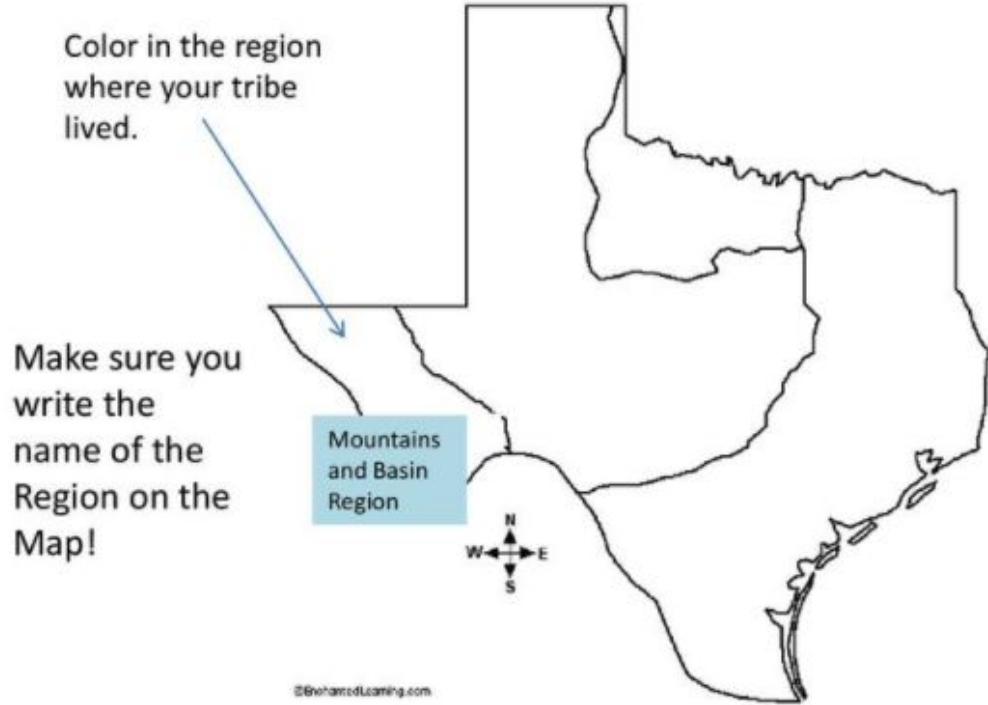
Pictures

Graphs



# Map

You poster must include an outline of Texas with the region where your tribe lived. Make sure you color and name the region.



# Report

Your poster must include a report discussing your tribe.

Your report must include the following details about your tribe:

1. Where in Texas they lived.
2. What they looked like.
3. The types of homes they lived in.
4. What they ate.
5. Their customs.
6. Their economic activities.
7. A Bibliography with at least two resources.

Note: Your report can be split up into paragraphs to make your poster more

# Report: Format

Your paper will also be graded on the following:

1. Neatness
2. Use of complete sentences
3. Use of correct capitalization/punctuation
4. Inclusion of descriptive details

# Presentation

Be prepared to present your paper and explain how you made your diorama. Please practice at home and be prepared to give your presentation. It will be graded on the following criteria:

1. Knowledge of tribe culture
2. Eye contact
3. Posture
4. Enthusiasm

# Diorama Tip 1

Stand paper people, animals, etc. with paper tabs.



# Diorama Tip 2

Crumple wet paper bags and spread them out to dry.

Use as leather to make teepees, clothing, buffalo hides, etc.




# Diorama Tip 3

Use items from around the house and outside.



- Leaves or fabric
- Sticks or toothpicks
- Parts of trees or bushes
- Rocks

Glitter or beads for water



- Pretzels
- Ice Cream Cone
- Clay
- Paper Strips
- Construction Paper Water
- Crumpled leaves

# Final Thoughts

Search YouTube and Pinterest for more ideas!

Be creative!

Use a variety of objects!

Have fun!