

“Magic” Foldable Activity

This cool foldable you will choose 4 vocabulary words that could be used to describe Dr. Jekyll and 4 vocabulary words that can be used to describe Mr. Hyde. Once the foldable is created, you will have a “magic” center where you will write the definitions of your words. In addition, you can add in the margins WHY the words you have chosen fit each character.



Below are the directions for how to create the foldable.

What you will need.

- One piece of 8.5 x 11 paper in one dark color.
- Half of another sheet of paper in a light color (your teacher should have cut this “half sheet” into two strips).

STEPS:

Start by folding the larger sheet of paper in half. Then fold it in half again so that it looks like an accordion or a “W”.




Next, hold the big piece like a “W” and cut 3 slits down the middle of the pointy part of the W. To make these slits even, first make a cut half way down the middle. Then cut half way down the two sides. The goal is to divide the paper into fourths.




Name _____

Date _____

Next Fold the paper out flat and weave the smaller pieces over and under the slots on the left hand side. Then take the other piece and weave it in the opposite way, under and over the slots on the right hand side. It should look like a checkerboard. On the “light” parts, right the vocabulary words that BEST march Dr. Jekyll. On the “dark” parts write your vocabulary words that BEST match Mr. Hyde.



If you want to see the “MAGIC” part, fold the middle back up into a “mountain”. If you look carefully, you can spread this center part out to reveal another section. In this middle section you will write the vocabulary definitions. In the margins you can draw a picture to represent Dr. Jekyll and a picture to represent Mr. Hyde.




www.epicbookworms.org

activity by: Tamara Copeland-Samaripa

Name _____

Date _____

Dr. Jekyll & Mr. Hyde CROSSWORD



www.epicbookworms.org

activity by: Tamara Copeland-Samaripa

Name _____

Date _____

Across

4. evil or criminal
5. disappear
8. a person who gives money to help another
12. disgusting and unpleasant
13. the general beliefs others have about a person
16. to hide
18. feeling no hope
19. private, not to be shared with others
21. having no interest or sympathy
22. very angry
25. to agree or allow
26. dull, gloomy
28. one who forces another to do something
32. not having a normal shape
33. an event causing great damage or disaster
34. hurry through a place stealing things or causing great damage
35. acting against something or someone
36. extreme dislike
37. shy

Down

1. evil
2. extreme physical violence
3. deliberately cruel or violent
6. very bad or unpleasant
7. to look at with respect or approval
9. looking similar
10. hidden away
11. an act of fairness
14. quick to become angry
15. to warn
17. ugly
20. feeling uncomfortable
23. causing unhappiness
24. to show or make something known
27. dirty, mixed with something foreign, not pure
29. feeling nervous or bothered
30. an event or occurrence
31. requiring immediate attention



www.epicbookworms.org

activity by: Tamara Copeland-Samaripa